



An International Peer-Reviewed Journal which Publishes in Electronic Format

**Volume 8, Issue 2, March 2018**



## **Online J. Anim. Feed Res., 8 (2): March 25, 2018**

### **Editorial Team**

#### **Editor-in-Chief:**

**Habib Aghdam Shahryar**, PhD, Associate Professor of Animal Nutrition; Director of Department of Animal Science, Vice-Chancellor of Islamic Azad University (IAU), Shabestar, IRAN ([Website](#); Emails: [ha\\_shahryar@iaushab.ac.ir](mailto:ha_shahryar@iaushab.ac.ir))

#### **Managing Editors:**

**Alireza Lotfi**, PhD, Animal Physiology, IAU, IRAN ([LiveDNA](#), Email: [arlotfi@gmail.com](mailto:arlotfi@gmail.com))

**Saeid Chekani Azar**, PhD, Vet. Physiology, Atatürk Univ., TURKEY ([Google Scholar](#), Emails: [saeid.azar@atauni.edu.tr](mailto:saeid.azar@atauni.edu.tr))

**Zohreh Yousefi**, PhD, Plant Biology, Atatürk Univ., TURKEY (Emails: [zohreh.yousefi12@ogr.atauni.edu.tr](mailto:zohreh.yousefi12@ogr.atauni.edu.tr))

#### **Language Editor:**

**Mehrdad Ehsani-Zad**, MA in TEFL, Takestan-IA University, IRAN (Email: [mehrdad\\_single2004@yahoo.com](mailto:mehrdad_single2004@yahoo.com))

### **Editorial Review Board**

**Abdelfattah Y.M. Nour**

Professor of Veterinary Physiology, Purdue University, USA; DVM, MS, PhD, Cornell University, USA (Email: [nour@purdue.edu](mailto:nour@purdue.edu))

**Ali Halajian**

PhD, DVM, Professor of Parasitology, Department of Biodiversity, Faculty of Science and Agriculture, University of Limpopo, SOUTH AFRICA (Email: [ali\\_hal572002@yahoo.com](mailto:ali_hal572002@yahoo.com))

**Ali Nobakht**

PhD, Assistant Prof., Anim. Sci. Dept., I.A.U.-Maragheh, IRAN (Email: [anobakht20@yahoo.com](mailto:anobakht20@yahoo.com))

Nutrition - Non-Ruminants

**Alireza Ahmadzadeh**

PhD, Assistant Prof., Anim. Sci. Dept., I.A.U.-Shabestar, IRAN ([Website](#); Email: [ahmadzadeh@iaushab.ac.ir](mailto:ahmadzadeh@iaushab.ac.ir) ; [a.r.ahmadzadeh@gmail.com](mailto:a.r.ahmadzadeh@gmail.com))

Biometry - Plant Breeding (Biotechnology)

**Ali Reza Radkhah**

MSc, Department of Fisheries, Faculty of Natural Resources, University of Tehran, Karaj, Iran (Email:

[alirezaradkhah@ut.ac.ir](mailto:alirezaradkhah@ut.ac.ir))

Aquatic Biology, Genetics and Fish Breeding, Aquaculture and Fisheries Biotechnology

**Ahmad Yildiz**

PhD, Professor, Animal Science and Production Dep., Facult. Vet. Med., Atatürk University, TURKEY (Email: [ahmtstar@gmail.com](mailto:ahmtstar@gmail.com))

Nutrition - Ruminants

**Ana Isabel Roca Fernandez**

PhD, Prof., Animal Production Dept., Agrarian Research Centre of Mabegondo, 15080 La Coruña, SPAIN (Email:

[anairf@ciam.es](mailto:anairf@ciam.es))

Dairy Science, Plant-Soil Science

**Arda Yildirim**

PhD, Assistant Prof., Department of Animal Science, Faculty of Agriculture, Gaziosmanpasa University, 60240 Tokatö TURKEY (Email: [arda.yildirim@gop.edu.tr](mailto:arda.yildirim@gop.edu.tr))

Animal Science, Nutrition-non Ruminants, Breeding, Nutritive Value, Utilization of Feeds

**Assamnen Tassew**

Bahir Dar University, ETHIOPIA (Email: [asaminew2@gmail.com](mailto:asaminew2@gmail.com))

Animal Production and Production System

**Behzad Shokati**

PhD student, Department of Agronomy and Plant Breeding, Faculty of Agriculture, University of Maragheh, IRAN (Email:

[behzad\\_sh1987@yahoo.com](mailto:behzad_sh1987@yahoo.com))

Agriculture: Environment, Nutritive value and utilization of feeds

**Ekrem LAÇİN**

PhD, Professor, Dept. Animal Science and Production, Facult. Vet. Med., Atatürk University, TURKEY (Email:

[ekremlacin@hotmail.com](mailto:ekremlacin@hotmail.com))

Nutrition - Non-Ruminants

**Fazul Nabi Shar**

PhD, Lecturer, Faculty of Veterinary & Animal Sciences, Lasbela University of Agriculture Water & Marine Sciences, Uthal

Balochistan, Pakistan (Email: [fazulnabishar@yahoo.com](mailto:fazulnabishar@yahoo.com))

Clinical Veterinary Medicine, Poultry & Animal Husbandry

**Fikret Çelebi**

PhD, Prof., Dep. Physiology, Facult. Vet. Med., Atatürk University, Erzurum, TURKEY ([Website](#); Email:

[fncelebi@atauni.edu.tr](mailto:fncelebi@atauni.edu.tr) )

Physiology and Functional Biology of Systems

**Firew Tegegn**

Bahir Dar University, ETHIOPIA (Email: [firewtegegne@yahoo.co.uk](mailto:firewtegegne@yahoo.co.uk))

Animal Nutritionist

**Ferdaus Mohd. Altaf Hossain**

DVM, Sylhet Agricultural University, Bangladesh; not shah Jalal University of Science & Technology, BANGLADESH (Email:

[ferdaus.dps@sau.ac.bd](mailto:ferdaus.dps@sau.ac.bd))

Microbiology, Immunology, Poultry Science, and Public Health

**Hamid Mohammadzadeh**

PhD, Assistant Prof., Department of Animal Science, Faculty of Agriculture, University of Tabriz, IRAN (Email:

[hamidmh@aq.iut.ac.ir](mailto:hamidmh@aq.iut.ac.ir))

Nutrition - Ruminants

**Hazim Jabbar Al-Daraji**

PhD, Professor, University of Baghdad, College of Agriculture, Abu-Ghraib, Baghdad, IRAQ (Email:

[prof.hazimaldaraji@yahoo.com](mailto:prof.hazimaldaraji@yahoo.com))

Avian Reproduction and Physiology

**John Cassius Moreki**

PhD, Department of Animal Science and Production, Botswana College of Agriculture, Gaborone, BOTSWANA (Email:

[jcmoreki@gmail.com](mailto:jcmoreki@gmail.com))

Nutrition - Non-Ruminants, Breeders, Livestock management

**Manish Kumar**

Prof. Dr., Society of Education (SOE), INDIA (Email: [manishzoology06@gmail.com](mailto:manishzoology06@gmail.com))

Pharmacology, Ethnomedicine

**Megiste Taye**

PhD, Seoul National University, SOUTH KOREA (Email: [mengistietaye@yahoo.com](mailto:mengistietaye@yahoo.com))

Comparative genomics and bioinformatics

**Mohammed Yousuf Kurtu**

Associate Prof., Animal Sciences Department, Haramaya University, Dire-Dawa, ETHIOPIA (Email:

[mkurtu2002@yahoo.com](mailto:mkurtu2002@yahoo.com))

Animal Science, Nutrition

**Muhammad Saeed**

PhD candidate, Northwest A&F University, Yangling, 712100, CHINA (Email: [muhammad.saeed@nwsuaf.edu.cn](mailto:muhammad.saeed@nwsuaf.edu.cn))

Nutrition - Ruminants

**Naser Maheri Sis**

PhD, Assistant Prof., Dept. Anim. Sci., I.A.U.-Shabestar, IRAN ([Website](#); Emails: [maherisis@iaushab.ac.ir](mailto:maherisis@iaushab.ac.ir);

[nama1349@gmail.com](mailto:nama1349@gmail.com))

Nutrition - Ruminants, Nutritive Value, Utilization of Feeds

**Nilüfer SABUNCUOĞLU ÇOBAN**

PhD, Professor, Department of Animal Science and Production, Faculty of Veterinary Medicine, Atatürk University, TURKEY

([Website](#); Email: [ncoban@atauni.edu.tr](mailto:ncoban@atauni.edu.tr))

Animal Hygiene, Physiology, Animal Welfare

**Ömer ÇOBAN**

PhD, Professor, Department of Animal Science and Production, Atatürk University, TURKEY ([Website](#);

[ocoban@atauni.edu.tr](mailto:ocoban@atauni.edu.tr))

Nutrition - Ruminants

**Paola Roncada**

PhD, Associate Professor, Veterinary Pharmacology and Toxicology, University of Bologna, ITALY (Email:

[paola.roncada@unibo.it](mailto:paola.roncada@unibo.it))

Pharmacokinetics

**Raga Mohamed Elzaki Ali**

PhD, Assistant Prof., Department of Rural Economics and Development, University of Gezira, SUDAN (Email:

[ragaelzaki@yahoo.co.uk](mailto:ragaelzaki@yahoo.co.uk))

Animal-feed interactions, Nutritive value

**Saeid Chekani Azar**

PhD, Dept. Anim. Sci., Facult. Vet. Med., Atatürk University, TURKEY (Emails: [saeid.azar@atauni.edu.tr](mailto:saeid.azar@atauni.edu.tr);

[schekani@gmail.com](mailto:schekani@gmail.com))

Physiology, Product Quality, Human Health and Well-Being,

**Shahin Eghbal-Saeid**

PhD, Associate Prof., Dep. Anim. Sci., I.A.U., Khorasgan (Isfahan), IRAN (Email: [shahin.eghbal@khuif.ac.ir](mailto:shahin.eghbal@khuif.ac.ir))

Animal Genetics and Breeding

**Shahin Hassanpour**

Dept. Physiology, Facult. Vet. Med., I.A.U., Shabestar, IRAN (Email: [shahin.hassanpour@yahoo.com](mailto:shahin.hassanpour@yahoo.com))

Physiology and Functional Biology of Systems

#### Shigdaf Mekuriaw

Andassa Livestock research center, ETHIOPIA (Email: [shigdafmekuriaw@yahoo.com](mailto:shigdafmekuriaw@yahoo.com))

Animal production and Nutrition

#### Tarlan Farahvash

PhD Student, Dep. Anim. Sci., I.A.U., Khorasgan (Isfahan); Tarbiat Modares University, Tehran, IRAN

Animal Genetic and Breeding

#### Terry Ansah

PhD student, University for Development Studies-Ghana and Harper Adams University College, UK (Email:

[ansahterry@yahoo.com](mailto:ansahterry@yahoo.com))

Nutrition - Ruminants

#### Tohid Vahdatpour

PhD, Assistant Prof., Department of Physiology, I.A.U.-Shabestar, IRAN ([Website](#); [Scopus](#); [Google Scholar](#); Emails:

[vahdatpour@iaushab.ac.ir](mailto:vahdatpour@iaushab.ac.ir); [tvahdatpour@gmail.com](mailto:tvahdatpour@gmail.com))

Physiology and Functional Biology of Systems

#### Ümit Acar

Research Asistant and PhD, Department of Aquaculture, Faculty of Fisheries, Muğla Sıtkı Koçman University, TURKEY

(Email: [umitacar@mu.edu.tr](mailto:umitacar@mu.edu.tr))

Aquaculture, Fish nutrition, Alternative Feed ingredients

#### Vassilis Papatsiros

PhD, Department of Porcine Medicine, University of Thessaly, Trikalon str 224, GR 43100, GREECE (Email:

[vpapatsiros@yahoo.com](mailto:vpapatsiros@yahoo.com))

Dietary input, Animal and Feed interactions

#### Wafaa Abd El-Ghany Abd El-Ghany

PhD, Associate Prof., Poultry and Rabbit Diseases Department, Cairo University, Giza, EGYPT (Email:

[wafaa.ghany@yahoo.com](mailto:wafaa.ghany@yahoo.com))

Poultry and Rabbit Diseases

#### Wesley Lyevertton Correia Ribeiro

MSc, DVM, College of Veterinary, Medicine, State University of Ceará, Av. Paranjana, 1700, Fortaleza, BRAZIL (Email:

[wesleylyevertton@yahoo.com.br](mailto:wesleylyevertton@yahoo.com.br))

Animal Health, Veterinary Parasitology, and Public Health, Animal welfare and Behavior

#### Yadollah Bahrami

PhD, Young Researchers Club and Elites, Khorasgan Branch, Islamic Azad University, Khorasgan, IRAN (Email:

[bahrami97@gmail.com](mailto:bahrami97@gmail.com))

Biotechnology, Nutrition - Non-Ruminants

#### Yavuz Gurbuz

Prof. Dr., University of Kahramanmaraş Sutcu Imam, Department of Animal Nutrition, Campus of Avsar, Kahramanmaraş,

TURKEY (Email: [yavuzgurbuz33@gmail.com](mailto:yavuzgurbuz33@gmail.com))

Animal Nutrition, Feed additive, Feed Technology and Evaluation

#### Zohreh Yousefi

PhD, Department of Plant Biology, Atatürk University, Erzurum, TURKEY (Email: [zohreh.yousefi12@ogr.atauni.edu.tr](mailto:zohreh.yousefi12@ogr.atauni.edu.tr))

Biology, Botanical Biosystematic, Genetic

#### Zewdu Edea

Chungbuk National University, SOUTH KOREA (Email: [zededeaget@gmail.com](mailto:zededeaget@gmail.com))

Livestock Population Geneticist

---

## Join OJAFR Team

As an international journal we are always striving to add diversity to our editorial board and operations staff. Applicants who have previous experience relevant to the position may be considered for more senior positions (Section Editor, SE) within OJAFR. All other members must begin as Deputy Section Editors (DSE) before progressing on to more senior roles. Editor and editorial board members do not receive any remuneration. These positions are voluntary.

If you are currently an undergraduate, M.Sc. or Ph.D. student at university and interested in working for OJAFR, please fill out the application form below. Once your filled application form is submitted, the board will review your credentials and notify you within a week of an opportunity to membership in editorial board.

If you are Ph.D., assistant or associate editors, distinguished professor, scholars or publisher of a reputed university, please rank the mentioned positions in order of your preference. Please send us a copy of your CV or [ORCID ID](#) or briefly discuss any leadership positions and other experiences you have had that are relevant to applied Animal and Feed Researches or publications. This includes courses you have taken, editing, publishing, web design, layout design, and event planning.

If you would like to represent the OJAFR at your university, join our volunteer staff today! OJAFR representatives assist students at their university to submit their work to the OJAFR. You can also, registered as a member of OJAFR for subsequent contacts by email and or invitation for a honorary reviewing articles.

Download [OJAFR Application Form](#)



**Volume 8 (2); 25 March 2018****Research Paper****Effect of metabolizable energy content and ileal amino acid digestibility of sorghum-barley brewer's spent grain on growth, carcass and blood parameters in broilers.**

Nortey Th-N-N, Frimpong R and Naazie A.

*Online J. Anim. Feed Res.*, 8(2): 20-32, 2018; pii: S222877011800004-8**Abstract**

The aim of this study was to determine the protein and amino acid digestibilities, and apparent metabolizable energy (AME) contents of sorghum-barley brewers' spent grain (SBBSG), use this information to formulate an appropriate diet for broilers, and determine the effect of SBBSG inclusion on growth, carcass and blood parameters. In experiment one fifteen individually housed broilers were used to determine the apparent digestibilities of nutrients. Another cohort of 15 broilers were raised alongside and nutrient digestibility of key nutrients in wheat bran determined. The AME of SBBSG (6.72 MJ/kg) was higher than previously assumed, whereas the digestibility values of some of the essential amino acids for SBBSG (Lys, Met, Phe, Thr and Val) were generally lower (42.93, 71.6, 55.47, 75.26, and 62.66%) than previously assumed. In experiment two, diets were formulated based on nutrient availability values from trial one and fed to two hundred and fifty day-old chicks. Birds were allotted to five diets (T1, T2, T3, T4 and T5, representing 0, 4, 8, 12 and 16% SBBSG, respectively). Average daily feed intake (ADFI) for birds on T1 and T2 were similar (105.6 and 102.3g) and these were higher ( $P < 0.05$ ) than ADFI for birds on T3 to T5 (92.2, 93.4 and 88.3 respectively). There were no treatment differences in average daily gain (ADG) and final body weight (FNBW). However as the level of dietary SBBSG increased, feed conversion efficiency (FCE) improved. Carcass parameters were not affected by the level of dietary SBBSG. Blood parameters were within acceptable ranges for broilers. It can be concluded that inclusion of SBBSG up to 16% in diets that are formulated based on nutrient availability, will have no adverse effects on broiler performance and blood profile. Results of this trial indicate that nutrient availability is key in effective feed formulation and broiler productivity.

**Keywords:** Sorghum-Barley Brewers' Spent Grain, Digestibility, Performance, Blood Profile[\[Full text-PDF\]](#) [\[XML\]](#)**Review****Review on: assessment of conventional animal feed supply in and around North Gondar zone, Ethiopia.**

Birhan M and Mekuriaw Y.

*Online J. Anim. Feed Res.*, 8(2): 33-38, 2018; pii: S222877011800005-8**Abstract**

Assessment was partially done as per the syllabus prepared by Sustainable Resources Management Program of North Gondar Zone (SRMP-NG) financed by Austrian Government. The assessment was conducted in six randomly selected districts of North Gondar zone in the year 2015. The objectives of the study were; to assess and estimate the existing agro-industrial by-product feed for cattle and feedlot operators, to depict the feed stocks available for ration formulation and to measure industrial by-products of oil seed cakes and powdery mill (brans) in the study area. The assessment result was showed that, Gondar town was found to be the highest potential for agro-industrial by-product feed accounts about 560106 and 493436 quintal. The reason might be due to the availability of large number of feed processing factories in the town but bran could not found any other districts other than Gondar town. Grain milling factories produces bran were found in Gondar town and supplies feed to different function of animals. The other produced very minimal due to factory owners are argumentative on the current tax set by the government which, is beyond the production capacities of the factories.

**Keywords:** Conventional feed, Food Processing Plant, Oil Seed Cakes, Barn, Ethiopia.[\[Full text-PDF\]](#) [\[XML\]](#)

---

## Research Paper

### Dairy technology adoption in small holder farmer in and around Gondar town, amhara region, Ethiopia.

Chanie D, Minwagaw L, Tesfaye E and Yiblet M.

*Online J. Anim. Feed Res.*, 8(2): 39-45, 2018; pii:

S222877011800006-8

#### Abstract

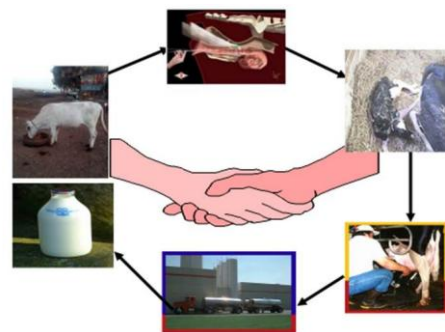
The study was conducted in and around Gondar town Zone of Amhara regional state, North Gondar, Ethiopia to assess the dairy technology adoption practice in small holder farmer. A total of 40 Households (HHs) were randomly selected. Questioner was developed and a survey was conducted on the selected HHs pertaining dairy technology and adoption practice. The gathered data was summarized and analyzed by using SPSS 20. The result revealed that 85 % of respondents do not adopt different dairy technologies. Most of the households in the study area were using indigenous dairy cattle breeds. The proportion of cattle's owned by respondents were  $4.45 \pm 2.253$ ,  $0.7 \pm 2.366$  and for indigenous, Exotic and cross breed, respectively. Despite the largest concern was given for male households, females also involved in cow management, milking activities aiming for milk consumption and income generation. Almost all farmers in the study area provided house for cattle, and about 42.5 % of the respondents indicated that loose housing system is widely used in the area. Ration formulation based on scientific standard was not common in the study area. From the interviewed households, 50 % of respondents were practicing mixing of different feed stuffs which is taken as formulation. All of the households in the study area neglects urea molasses block making and silage making technologies. In general the level of technology adoption by smallholder farmers is still unsatisfactory. Therefore, the government and extension agent should give emphasis on improving dairy technology and its adoption in small holder farmer though continuous training on how to utilize improved feeding, artificial insemination, improved housing and health care technologies.

**Keywords:** Adoption, Dairy Cattle, Smallholder, Technology

[Full text-[PDF](#)] [[XML](#)]

[Archive](#)

---



Chanie D, Minwagaw L, Tesfaye E and Yiblet M (2018). Dairy technology adoption in small holder farmer in and around Gondar town, amhara region, Ethiopia. *Online J. Anim. Feed Res.*, 8(2): 39-45. [www.ojs.ajr.org](http://www.ojs.ajr.org)



This work is licensed under a [Creative Commons Attribution-NonCommercial 4.0 International License](https://creativecommons.org/licenses/by-nc/4.0/).

# Online Journal of Animal and Feed Research



ISSN: 2228-7701

Frequency: Bimonthly

Current Issue: 2018, Vol: 8, Issue: 2 (March)

Publisher: [SCIENCELINE](#)

*Online Journal of Animal and Feed Research* is an international peer-reviewed journal, publishes the full text of original scientific researches, reviews, and case reports in all fields of animal and feed sciences, bimonthly and freely on the internet [...view full aims and scope](#)

[www.ojafr.ir](http://www.ojafr.ir)

» OJAfr indexed/covered by [NLM/PubMed](#), [CABI](#), [CAS](#), [AGRICOLA](#), [DOAJ](#), [Ulrich's™](#), [GALE](#), [ICV 2015 = 71.65](#)), [Worldcat](#), [EZB](#), [TOCs](#) [...details](#)

» Open access full-text articles is available beginning with Volume 1, Issue 1.

» Full texts and XML articles are available in ISC-RICeST and DOAJ.

» This journal is in compliance with [Budapest Open Access Initiative](#) and [International Committee of Medical Journal Editors' Recommendations](#).

ICMJE INTERNATIONAL COMMITTEE of  
MEDICAL JOURNAL EDITORS

» High visibility of articles over the internet.



[ABOUT US](#)

| [CONTACT US](#)

| [PRIVACY POLICY](#)

## Editorial Offices:

Atatürk University, Erzurum 25100, Turkey

University of Manitoba, Winnipeg, Manitoba R3T 2N2, Canada

University of Maragheh, East Azerbaijan, Maragheh 55136, Iran

Homepage: [www.science-line.com](http://www.science-line.com)

Phone: +98 914 420 7713 (Iran); +90 538 770 8824 (Turkey); +1 204 8982464 (Canada)

Emails:

[administrator@science-line.com](mailto:administrator@science-line.com)

[saeid.azar@atauni.edu.tr](mailto:saeid.azar@atauni.edu.tr)

# EFFECT OF METABOLIZABLE ENERGY CONTENT AND ILEAL AMINO ACID DIGESTIBILITY OF SORGHUM-BARLEY BREWER'S SPENT GRAIN (SBBSG) ON GROWTH, CARCASS AND BLOOD PARAMETERS IN BROILERS

Thomas Nii Narku NORTEY<sup>1✉</sup>, Rejoyce FRIMPONG<sup>2</sup> and Augustine NAAZIE<sup>1</sup>

<sup>1</sup>Department of Animal Science, College of Basic and Applied Sciences, University of Ghana, P. O. Box LG 226, Legon, Ghana

<sup>2</sup>Ga-West Dept. of Agriculture, Ministry of Food and Agriculture, P.O.Box AM 84, Amasaman, Accra

✉ Email: tnortey@ug.edu.gh

**ABSTRACT:** The aim of this study was to determine the protein and amino acid digestibilities, and apparent metabolizable energy (AME) contents of sorghum-barley brewers' spent grain (SBBSG), use this information to formulate an appropriate diet for broilers, and determine the effect of SBBSG inclusion on growth, carcass and blood parameters. In experiment one fifteen individually housed broilers were used to determine the apparent digestibilities of nutrients. Another cohort of 15 broilers were raised alongside and nutrient digestibility of key nutrients in wheat bran determined. The AME of SBBSG (6.72 MJ/kg) was higher than previously assumed, whereas the digestibility values of some of the essential amino acids for SBBSG (Lys, Met, Phe, Thr and Val) were generally lower (42.93, 71.6, 55.47, 75.26, and 62.66%) than previously assumed. In experiment two, diets were formulated based on nutrient availability values from trial one and fed to two hundred and fifty day-old chicks. Birds were allotted to five diets (T1, T2, T3, T4 and T5, representing 0, 4, 8 12 and 16% SBBSG, respectively). Average daily feed intake (ADFI) for birds on T1 and T2 were similar (105.6 and 102.3g) and these were higher ( $P < 0.05$ ) than ADFI for birds on T3 to T5 (92.2, 93.4 and 88.3 respectively). There were no treatment differences in average daily gain (ADG) and final body weight (FNBW). However as the level of dietary SBBSG increased, feed conversion efficiency (FCE) improved. Carcass parameters were not affected by the level of dietary SBBSG. Blood parameters were within acceptable ranges for broilers. It can be concluded that inclusion of SBBSG up to 16% in diets that are formulated based on nutrient availability, will have no adverse effects on broiler performance and blood profile. Results of this trial indicate that nutrient availability is key in effective feed formulation and broiler productivity.

**Keywords:** Sorghum-Barley Brewers' Spent Grain, Digestibility, Performance, Blood Profile

## INTRODUCTION

The broiler industry in Ghana faces severe challenges and its growth continues to be slow. Providing adequate and affordable nutrition for poultry and livestock poses a challenge to livestock production in developing countries like Ghana (FAO, 2011). The development of the poultry industry depends to a large extent on the availability of feedstuffs that are used or can be made suitable for use in poultry nutrition (Ondwasy et al., 2006). Feed costs alone can constitute up to about 70% of the total cost of production of poultry meat and eggs (Babiker et al., 2009). Feed prices in Ghana have been climbing primarily due to the fact that grains used in animal feed formulation, are the same grains that are used in human diets and in the breweries as well. The United States Department of Agriculture (USDA) estimates that in Ghana, the poultry industry consumes nearly 30 percent of all corn produced (USDA, 2013). The competition and consequently, increase in the cost of feed and animal production (FAO, 2011) necessitates a reduction in the use of whole grain and cereals in monogastric diets with increasing emphasis on the

ORIGINAL ARTICLE  
 pii: S222877011800004-8  
 Received 07 Jan. 2018  
 Accepted 10 Mar. 2018



use of cereal and Agro-Industrial by-products. Nutrients in these by-products must be packaged in such a way that they can support monogastric production. Spent grain from the brewing industry is a typical example of such an ingredient.

The brewing industry in Ghana generates large quantities of brewer's spent grain. The composition of this by-product depends on the grain used in the brewing process. Generally however they tend to be high in some essential nutrients (including protein and essential amino acids and fats; [Mussatto et al., 2006](#)) but have somewhat limited use in monogastric diets because of high fibre levels ([Nortey et al., 2013](#); [Manu-Barfo et al., 2013](#)). Some of the larger breweries in Ghana use malted Sorghum as starting grains for their brewing operations. The resulting spent grain, Sorghum-Barley Brewer's Spent Grain (SBBSG), is unique and is used mainly by swine producers in the Kumasi Metropolis of Ghana as part of a wet-feeding regimen. Initial trials indicated that broilers fed SBBSG-based diets had improved growth rate, but the composition of this grain was mainly fat. Although the chemical composition of SBBSG, particularly amino acids, was determined and found to be high, its digestibility and availability to broilers was not determined ([Nortey et al., 2013](#)). As a result of this, in the above mentioned trials, digestibility values for brewers spent grain reported by [Donkor and Attoh-Kotoku \(2009\)](#) were used in the formulation of SBBSG based diets. Differences in digestibility values for different ingredients are important, as formulating diets on the basis of total nutrients rather than on digestible nutrients, resulting in wrong amino acid to Energy ratios, can result in excessive fat deposition ([Jackson et al., 1982](#)). According to the National Research Council (NRC), availability of nutrients in different feed ingredients and ultimately in compounded feed is essential for the optimal production of birds ([NRC, 2000](#)). Information on the ability of a ration to supply digestible rather than total nutrients is necessary for accurate diet formulation ([Ravindran, 2013](#)).

Digestibility of poultry diets is very important and can be a limiting factor governing energy and nutrient availability ([Adedokun et al., 2007](#)). Digestibility of nutrients present in a feed ingredient therefore needs to be quantified. However, there is no information on nutrient digestibility of SBBSG in poultry. The hypothesis of this study therefore was that, when diets are formulated based on available, rather than on total amino acid and energy availability, SBBSG can be included in diets for broilers without negatively affecting growth, carcass composition and the health of birds.

The specific objectives of the present study were: I) to determine the AME and ileal digestibilities of amino acids in SBBSG, II) use the results obtained to formulate appropriate diets for broiler birds, and III) determine the digestibility of a comparable high-fibre ingredient (wheat bran). Results of the third objective were then compared to literature values and was intended to serve as a validation for the results obtained for the SBBSG digestibility values.

## MATERIALS AND METHODS

The animal protocol used followed principles and ethical procedures recommended by the Institutional Animal Care and Use Committee of the Noguchi Memorial Institute for Medical Research, University of Ghana. The experiments were conducted in two phases. The first phase consisted of a digestibility trial and the second phase was a feeding trial. The two experiments were carried out at the Livestock and Poultry Research Centre (LIPREC), College of Basic and Applied Sciences (CBAS) of the University of Ghana (UG). Digestibility values obtained in the first experiment were used to formulate appropriate diets containing varying levels of SBBSG for a growth trial. The growth performance and carcass characteristics of broiler chickens fed these diets were then evaluated.

The proximate chemical analysis of the feed ingredients and the compounded feed were done at the Nutrition Laboratory at the Department of Animal Science (DAS), CBAS- UG. Amino acid analysis was done at the Animal Science Department of the University of Illinois, United States of America. The analysis for protein and energy in the ileal digesta and the faecal samples of the individual birds were done at the Nutrition Laboratories of the Department of Animal Science (DAS), CBAS- UG and the Livestock and Poultry Research Centre (LIPREC).

### Feed Ingredients

The SBBSG was obtained from the Kaase plant of Guinness Ghana Brewery Limited (GGBL) in Kumasi, Ghana. Fresh material with an approximate moisture content of 95% was sun-dried for one week to a moisture content of 6%, ground through a hammer mill with a screen size of approximately 2mm, and stored until ready for use. The wheat bran was obtained from a local flour mill that sells this particular by-product on the open market to farmers.

### Animals and housing

One hundred mixed sex COBB day-old broiler chicks were used as the starting point out of which 30 were used for digestibility trials. They were initially placed in deep litter pens and fed a commercial broiler starter diet

from day one to day 21. On day 22 the birds were transferred to individual battery cages measuring 42 x 35 x 42 cm (L x B x H) where they were fed a broiler finisher diet till d 35.

#### Determination of apparent metabolizable energy in SBBSG and wheat bran

On d 36, an initial group of 30 individually housed broilers were used for the determination of apparent metabolizable energy contents in SBBSG and wheat bran (15 birds per ingredient). Birds were fed *ad libitum* on a broiler finisher diet for 1 week prior to force-feeding (Sibbald, 1986). Collection trays were fixed to the individual cages, the birds were fasted for 24 h and force-fed 60 g of the test ingredient. Excreta were collected daily from each bird for 48 h and the samples immediately placed on ice to help prevent microbes from multiplying. The samples were then freeze dried at a temperature of -18°C for 70h. Excreta samples were blended, ground through a 0.75 mm sieve (Ultra-centrifugal mill ZM 200, Retsch GmbH & Co. KG, Haan, Germany) and stored in plastic bags until analyses. Both the test ingredients and faecal materials were subsequently analysed for gross energy by a bomb calorimeter.

#### Determination of apparent ileal amino acid and nitrogen digestibility in SBBSG and wheat bran

Out of the remaining 70 birds that remained from the initial group, 30 male broilers (15 per test ingredient) of approximately equal weight were selected and used to determine apparent ileal and amino acid digestibilities. The test ingredients, SBBSG and wheat bran were mixed with minerals and a vitamin premix. Chromic acid (an indigestible marker) was incorporated into the diets at a level of 0.3% (Table 1). The birds were fed the test diets *ad lib* from day 35 for seven days. On day 42, the birds were euthanized by cervical dislocation and the gastro-intestinal-tract removed. The contents of the terminal ileum (half-way between the ileal-cecal junction and Meckel's diverticulum) were emptied by dissecting this region and collecting the digesta by gentle finger-stripping and flushing with 10 -15 mls of distilled/deionized water into a plastic bag following the method of Ravindran (2007).

The bags containing the 30 individual samples (15 per test ingredient) were immediately placed on ice, transported and freeze-dried. The freeze-dried samples were then allowed to equilibrate to room temperature, ground through a 0.75 mm sieve (Ultra-centrifugal mill ZM 200, Retsch GmbH & Co. KG, Haan, Germany) and stored at room temperature in a dry place prior to chemical analyses. Digesta samples were blended, and stored in plastic bags at 30°C until analysis for the major nutrients (protein, amino acids and energy). Digestibility of wheat bran was also conducted and the results compared to literature values. This was to serve as a validation for the results obtained for the SBBSG digestibility values.

#### Growth Performance and Carcass Parameters

**Animals, Housing and Diets.** A total of 250 mixed-sex Ross broiler day-old chicks were randomly allocated to five treatments, replicated five times with 10 birds per replicate in a Completely Randomized Design (CRD). In the first 4 wks, birds were housed in a brooder house in pens measuring 152 x 152 cm. Thereafter, they were transferred to cages measuring 55x 39 x 49 cm. The birds were individually weighed at the start of the experiment and subsequently on a weekly basis. Birds in each replicate were given a known amount of feed daily, and any leftover feed weighed the next day prior to the day's feeding in order to determine feed intake. The leftover feed was then discarded and fresh feed provided. Water was provided *ad-lib*. Standard routine vaccination protocols were strictly adhered to. The birds were fed with the experimental starter diet for 28d (Table 3) after which they were switched onto the finisher diet (Table 4) for the rest of the trial. The results of the digestibility trials and chemical analysis of the feed ingredients were used as the basis for formulating the diets. Diet one (T1) had zero SBBSG, while T2, T3, T4 and T5 had 4, 8, 12 and 16% SBBSG respectively.

**Table 1 - Composition of the diets used for the digestibility trial**

Ingredient	SBBSG-Based diet	Wheat Bran-based diet
SBBSG	95.7	0
Wheat Bran	0	95.7
Dicalcium Phosphate	1.5	1.5
Vitamin Premix <sup>a</sup>	1.00	1.00
Oyster Shell	1.00	1.00
Salt	0.50	0.50
Cr <sub>2</sub> O <sub>3</sub>	0.3	0.3
Total	100	100

<sup>a</sup> Premix provided the following per kg of the diet: vit. A, 7500 IU; vit. D<sub>3</sub>, 2200 IU; vit. E, 10 IU; vit. K, 1.73 mg; riboflavin, 2.5 g 2.5 g; cobalamin, 0.05 mg; pantothenic acid, 6 mg; niacin, 20 mg; choline, 240 mg; folic acid, 0.5 mg; Mg, 2.8 mg; Fe, 45 mg; Cu, 5.5 mg; Mn, 55 mg; Zn, 50 mg; I, 0.8 mg; Co, 0.2 mg

**Table 2 - Composition of broiler starter diets used for the growth trial**

Ingredients (%)	0% SBBSG*	4% SBBSG	8% SBBSG	12% SBBSG	16% SBBSG
Maize	51.50	53.50	54.50	55.50	56.50
Soybean meal	27	25.35	24.35	23.35	22.35
Wheat bran	16	12	8	4	0
SBBSG	0	4	8	12	16
Soybean oil	1	0.5	0.5	0.5	0.5
Dicalcium phosphate	0.7	0.7	0.7	0.7	0.7
Vitamin premix <sup>a</sup>	0.6	0.6	0.7	0.7	0.7
Methionine	0.25	0.3	0.3	0.3	0.3
Lysine	0.25	0.3	0.3	0.3	0.3
NaCl	0.25	0.25	0.25	0.25	0.25
Limestone	2.5	2.5	2.5	2.5	2.5
Total	100	100	100	100	100
<b>Calculated analyses</b>					
ME, MJ/kg	11.5	11.5	11.6	11.73	11.86
Crude protein (%)	21.6	21.6	21.61	21.67	21.72
Crude fat (%)	4.43	3.9	3.85	3.8	3.8
Crude fibre (%)	3.4	3.6	3.8	3.97	4.15
Lysine (%)	1.3	1.32	1.3	1.28	1.26
Methionine (%)	0.5	0.56	0.57	0.58	0.59
Calcium (%)	1.14	1.16	1.16	1.16	1.16
Phosphorus (% total)	0.7	0.64	0.62	0.59	0.57

\* SBBSG: Sorghum-Barley Brewer's Spent Grain, <sup>a</sup>Premix provided the following per kg of the diet: vit. A, 7500 IU; vit. D<sub>3</sub>, 2200 IU; vit. E, 10 IU; vit. K, 1.73 mg; riboflavin, 2.5 g 2.5 g; cobalamin, 0.05 mg; pantothenic acid, 6 mg; niacin, 20 mg; choline, 240 mg; folic acid, 0.5 mg; Mg, 2.8 mg; Fe, 45 mg mg; Cu, 5.5 mg; Mn, 55 mg; Zn, 50 mg; I, 0.8 mg; Co, 0.2 mg

**Table 3 - Composition of broiler finisher diets used for the growth trial**

INGREDIENTS (%)	T1 0% SBBSG*	T2 4% SBBSG	T3 8% SBBSG	T4 12% SBBSG	T5 16% SBBSG
Maize	55.25	56.80	57.80	58.80	59.80
Soybean meal	23.7	22.05	21.05	20.05	19.05
Wheat bran	16	12	8	4	0
SBBSG	0	4	8	12	16
Soybean oil	1	0.5	0.5	0.5	0.5
Dicalcium phosphate	0.7	0.7	0.7	0.7	0.7
Vitamin premix <sup>a</sup>	0.6	0.6	0.6	0.6	0.6
Methionine	0.25	0.3	0.3	0.3	0.3
Lysine	0.25	0.3	0.3	0.3	0.3
NaCl	0.25	0.25	0.25	0.25	0.25
Limestone	2.5	2.5	2.5	2.5	2.5
Total	100	100	100	100	100
<b>Calculated analyses</b>					
ME, MJ/kg	11.56	11.59	11.72	11.85	11.98
Crude protein (%)	20.2	20.4	20.4	20.46	20.51
Crude fat (%)	4.44	3.9	3.85	3.8	3.75
Crude fibre (%)	3.4	3.58	3.76	3.94	4.11
Lysine (%)	1.21	1.24	1.22	1.20	1.18
Methionine (%)	0.5	0.55	0.56	0.57	0.57
Calcium (%)	1.15	1.15	1.15	1.15	1.15
Phosphorus (% total)	0.65	0.63	0.60	0.58	0.56

\* SBBSG: Sorghum-Barley Brewer's Spent Grain; <sup>a</sup>Premix provided the following per kg of the diet: vit. A, 7500 IU; vit. D<sub>3</sub>, 2200 IU; vit. E, 10 IU; vit. K, 1.73 mg; riboflavin, 2.5 g 2.5 g; cobalamin, 0.05 mg; pantothenic acid, 6 mg; niacin, 20 mg; choline, 240 mg; folic acid, 0.5 mg; Mg, 2.8 mg; Fe, 45 mg mg; Cu, 5.5 mg; Mn, 55 mg; Zn, 50 mg; I, 0.8 mg; Co, 0.2 mg

### Chemical Analyses

All major feed ingredients and experimental diets were ground to pass through a 1mm sieve in a hammer mill (Retsch SM100, F.Kurt GmgH Co). Samples for analysis were weighed using a top-loading electronic balance (ADAM AAA 250LE). Dry matter was determined overnight at 105°C in a Gallenkamp oven (method 930.15; AOAC, 2000). Crude protein analysis was done using the Kjeldahl method (method 942.05; AOAC, 2000). Samples were digested at 400°C for 3 hours with the Gerhardt Kjeldatherm (Germany) digester; distillation and titration were done using the Gerhardt Vapodest 50s (Germany) distillation unit. Amino acid analysis was carried out using ion-

exchange chromatography, following standard procedures (AOAC, 2000). First, the protein was hydrolyzed, followed by separation, identification, and finally quantification of the amino acids. The procedure involved sample hydrolysis in a 6 N HCl for 24 h at 110 °C under N atmosphere. For sulphur containing amino acids (methionine and cysteine), the performic acid oxidation was first carried out before acid hydrolysis. This step is to convert cysteine to cysteic acid and methionine to methionine sulfone, which are acid stable and can then be separated by chromatographic methods. Samples for tryptophan analysis were hydrolyzed using barium or sodium hydroxide to avoid the destruction of tryptophan by acid hydrolysis and to enhance its stability. The amino acids in the hydrolysate were then determined by HPLC after post-column derivatization (AOAC, 2000; 982.30 E). The chromic oxide concentration in feed, faeces and digesta were determined using the method described by Fenton and Fenton (1979).

The whole trial lasted 56d. Performance and feeding records were taken and summarized on a weekly basis. These included average daily feed intake (ADFI), average daily gain (ADG) and feed conversion efficiency (FCE). On day 56, the final body weights (FBW) were taken and five birds per replicate were randomly selected. Blood from each bird was quickly drawn from the wing vein using a 10ml syringe. About 3ml was transferred into a 4ml sample tube (Surgifield Medicals, Middlessex, England) using K<sub>3</sub> EDTA as an anticoagulant. For serum profiling, about 3ml of blood was transferred into a 5ml serum-separator vacuum tube. Both samples were analysed within one hour of collection for haematological and biochemical parameters using an Advia 120 analyzer.

The remaining 5 birds from each replicate were slaughtered by jugular venipuncture (Osei et al., 2010). They were de-feathered after scalding in boiling water and immediately transferred into a cold room where they were stored overnight at -4°C. The next day, the whole chilled carcasses were weighed. Weights of some internal organs (including liver, full and empty intestines, and gizzard) were taken. Abdominal fat which had solidified following the overnight chilling was carefully separated and the weight recorded.

#### Data analysis

Estimates of apparent nitrogen and amino acid digestibilities were determined using ileal samples and calculated from the dietary ratio of protein or amino acids to chromium relative to the corresponding ratio in the ileal digesta. Apparent metabolizable energy was determined according to the method used by Donkor and Attokor-Kotoku (2009). The formula used was as follows:

$$AME = (EI - EO)/FI$$

Where

EI = Gross energy in feed

EO = Gross energy in faeces

FI = Feed Intake (90 g, in this case)

Nutrient digestibility was calculated using the formula below;

$$\text{Digestibility\%} = \frac{100 - \{(\text{Concentration (CrO}_3\text{) in feed} \times \text{concentration (Nutrient) in digesta})\}}{(\text{Concentration (CrO}_3\text{) in digesta} \times \text{concentration (Nutrient) in feed})} \times 100$$

#### Statistical analyses

All data collected were subjected to statistical analysis using the Generalized Linear Model (GLM) Procedure of Statistical Analysis System Institute (SAS, 2003). Significant differences among treatment means were separated using the Student Neuman-Keuls' (SNK) Test.

The model used was as follows;

$$Y_{ij} = \mu + D_i + E_{ij}$$

Where,

Y<sub>ij</sub> is the observation

μ is the mean

D<sub>i</sub> is the effect of diet

E<sub>ij</sub> is the error term

## RESULTS

#### Nutrient composition

The analyzed nutrient composition of the SBBSG and wheat bran are shown in Table 4. Crude protein, crude fat, and organic matter (OM) levels were higher in SBBSG (26.95, 7.85 and 75.76%) than in WB (16.61, 3.55 and 70.88%). Essential amino acids (Lys, Met and Thr), and Crude fat levels were also higher in SBBSG (0.77, 0.44, 0.90 and 8.85% than in wheat bran were (0.66, 0.20, 0.50 and 3.55%). Generally there were wide variations between

some amino acid digestibilities in SBBSG. For the essential amino acids Lys, Thr, Met, Cys, Phe and Leu, apparent digestibilities were higher in Thr for SBBSG (42.93, 75.26, 71.58, 53.91, 55.47 and 55.9%) but similar or lower for the rest of them in WB (69.5, 67.2, 70.9, 70.8, 78.55 and 69.63%).

#### Nutrient digestibilities

The apparent amino acid digestibilities of the SBBSG and wheat bran are shown in Table 5.

#### Growth performance

Growth traits of interest that were recorded included ADFI, ADG, FCE and FNBW (Table 6).

#### Average daily feed intake

Generally as the dietary level of SBBSG increased, ADFI reduced. For T1 and T2, ADFI was 105.59 and 102.30 g respectively. These values were different ( $P < 0.05$ ) from birds on T3 and T4 (92.92 and 93.35g) respectively. Birds on T5 consumed the least amount of feed (88.26g) and this was lower ( $P < 0.05$ ) than all the other treatments.

#### Average daily gain, feed conversion efficiency and final body weight

There was no dietary effect ( $P > 0.05$ ) on the average daily gain of birds. As the level of SBBSG increased in the diet, FCE tended to improve. Feed conversion efficiency for birds on T5 (0.55 g/bird/day) was similar ( $P > 0.05$ ) to FCE of birds on T3 and T4 (0.52 and 0.52 g/bird/day respectively) but better ( $P < 0.05$ ) than FCE of birds on T1 and T2 (0.50 and 0.50 g/bird/day respectively). Final body weight was not affected by treatment.

#### Carcass parameters

There were no significant differences ( $P > 0.05$ ) between all the carcass parameters measured as shown in Table 7.

#### Blood parameters

**Hematological parameters.** Table 8 shows the effect of diet on some blood hematological parameters. There was no dietary influence on any of the blood parameters

**Biochemical parameters.** Table 9 shows the effect of diet on some blood biochemical parameters. With the exception of alkaline phosphatase (ALP), gamma-glutamyl transpeptidase (GGT) and glucose where there were differences among treatments ( $P < 0.05$ ), all the other blood biochemical parameters were not affected by diet.

**Table 4 - Analyzed nutrient composition of SBBSG \*and Wheat Bran**

Item	SBBSG*	Wheat Bran
GE, kcal/kg	3,855	3,389
DM, %	84.37	89.55
CP, %	26.95	16.61
Ash, %	8.61	8.67
Crude fat, %	8.85	3.55
Crude fibre, %	14.75	9.2
OM <sup>1</sup> , %	75.76	70.88
P, %	0.90	1.32
Ca, %	0.86	0.60
<b>Amino acids, %</b>		
Arg	0.91	0.98
His	0.49	0.37
Ile	1.02	0.51
Leu	2.79	0.96
Lys	0.77	0.66
Met	0.44	0.20
Phe	1.33	0.57
Thr	0.90	0.50
Trp	0.10	0.12
Val	1.26	0.76
Ala	1.90	0.84
Asp	1.75	1.12
Cys	0.44	0.38
Glu	4.35	3.12
Gly	0.91	0.85
Pro	1.92	0.76
Ser	1.03	0.66
Tyr	0.79	0.46

\*Sorghum-Barley Brewer's spent Grain; <sup>1</sup> Organic matter



**Table 5 - Apparent metabolizable energy (MJ/kg) and ileal crude protein and amino acid digestibilities (%) in SBBSG and WB**

Item	SBBSG*	Wheat Bran
AME	7.22	6.01
Crude protein	73.57	73.55
Calcium	60.45	59.75
phosphorous	45.40	35.87
Arginine	79.66	78.30
Histidine	64.24	71.22
Iso Leucine	64.72	75.47
Leucine	55.9	69.63
Lysine	42.93	69.50
Methionine	71.58	70.9
Phenylalanine	55.47	78.55
Threonine	75.26	67.20
Valine	62.66	62.11
Tryptophan	55.38	70.2
Alanine	52.08	72.59
Asparagine	69.77	71.48
Cysteine	53.91	70.8
Glutamic acid	83.05	81.0
Glycine	69.22	70.4
Proline	52.5	71.42
Serine	76.89	70.8
Tyrosine	80.77	70.4

\*Sorghum-Barley Brewer's spent Grain; <sup>1</sup> Organic matter

**Table 6 - Growth performance of birds fed different levels of SBBSG**

PARAMETER	T1 0%SBBSG <sup>1</sup>	T2 4%SBBSG	T3 8%SBBSG	T4 12%SBBSG	T5 16%SBBSG	SEM	P-VALUE
ADFI (g)	105.59 <sup>a</sup>	102.30 <sup>a</sup>	92.92 <sup>b</sup>	93.35 <sup>b</sup>	88.26 <sup>c</sup>	1.50	<0.01
ADG (g)	52.79 <sup>a</sup>	51.15 <sup>a</sup>	48.31 <sup>a</sup>	48.54 <sup>a</sup>	48.54 <sup>a</sup>	1.84	0.79
FCE	0.50 <sup>b</sup>	0.50 <sup>b</sup>	0.52 <sup>ab</sup>	0.52 <sup>ab</sup>	0.55 <sup>a</sup>	0.01	0.04
FNBW (kg)	2.95	2.86	2.71	2.72	2.72	.170	0.65

<sup>1</sup> Sorghum-Barley Brewer's Spent Grain: <sup>a,b,c</sup>, Means within the same row with different superscripts are significantly different (P<0.05); SEM: Standard error of the mean

**Table 7- Carcass parameters of birds fed different levels of SBBSG**

Parameter	T1 0% SBBSG <sup>1</sup>	T2 4% SBBSG	T3 8% SBBSG	T4 12% SBBSG	T5 16% SBBSG	SEM	P-Value
Chilled wt./ bird (g)	2584.7	2596.3	2461.0	2515.3	2528.3	79.5	0.75
Carcass wt./ bird (g)	2323.7	2308.5	2215.3	2260.7	2251.9	74.9	0.84
Viscera wt./ bird (g)	261.01	287.87	245.67	254.6	276.3	26.8	0.81
Fat wt./ bird (g)	32.2	26.07	24.93	26.73	25.00	2.9	0.37
Fat(% of chilled weight)	1.23	0.99	1.01	1.07	1.01	0.1	0.49
Fat(% of carcass weight)	1.37	1.12	1.20	1.19	1.12	0.1	0.53

<sup>1</sup> Sorghum- Barley Brewer's Spent Grain; SEM: Standard error of the means, SEM: Standard error of the means

**Table 8 - Effect of diet on blood hematological parameters of birds**

Parameter	T1 0% SBBSG <sup>1</sup>	T2 4% SBBSG	T3 8% SBBSG	T4 12% SBBSG	T5 16% SBBSG	SEM	P-Value
WBC (10 <sup>9</sup> /L)	267.1	270.9	291.2	264.8	259.7	8.19	0.105
RBC (10 <sup>12</sup> /L)	1.84	1.79	2.57	1.81	1.72	0.22	0.079
HGB (g/dL)	7.42	7.54	9.00	6.60	7.24	0.95	0.503
HCT (%)	20.60	23.12	30.34	23.58	21.34	2.49	0.084
MCV (fL)	123.1	128.7	118.3	123.1	124.3	2.71	0.158
MCH (pg)	40.20	42.10	42.04	40.52	41.86	0.94	0.466

<sup>1</sup>Sorghum-Barley Brewer's Spent Grain; WBC: white blood cell, RBC: red blood cell, HGB (g/dL): heamoglobin (gram per deciliter), HCT: hematocrit, MCV (fL): mean corpuscular volume (femtoliters), MCH (pg): mean corpuscular haemoglobin (pigograms); SEM: Standard error of the mean

**Table 9 - Effect of diet on blood biochemical parameters of birds**

Parameter	T1 0% SBBSG	T2 4%SBBSG	T3 8%SBBSG	T4 12%SBBSG	T5 16%SBBSG	SEM	P-Value
ALP (U/L)	3785.1 <sup>ab</sup>	3254.7 <sup>b</sup>	4546.1 <sup>a</sup>	3978.3 <sup>ab</sup>	3778.7 <sup>ab</sup>	268.31	0.043
AST (U/L)	10.62	10.32	11.06	19.14	9.8	2.36	0.059
GGT (U/L)	16.20 <sup>b</sup>	18.17 <sup>b</sup>	15.90 <sup>b</sup>	24.84 <sup>a</sup>	27.06 <sup>a</sup>	1.86	<0.05
T. Bilirubin (μmol/L)	2.52	3.22	2.68	2.57	2.74	0.49	0.86
Protein (g/L)	40.79	42.33	42.09	39.76	40.33	2.76	0.955
Albumin (g/L)	14.05	15.76	15.92	14.65	15.26	0.91	0.589
Urea (mmol/L)	0.46	0.36	0.60	0.58	0.42	0.11	0.534
Creatinine (μmol/L)	15.70	13.58	18.76	17.44	16.84	1.89	0.403
Glucose (mg/dL)	260.78 <sup>a</sup>	238.58 <sup>b</sup>	260.22 <sup>ab</sup>	258.90 <sup>ab</sup>	280.82 <sup>ab</sup>	7.67	0.0187
UricAcid (μmol/L)	243.16	169.02	239.86	153.08	220.81	31.81	0.188
Cholesterol (mmol/L)	2.46	2.68	2.80	2.78	2.72	0.15	0.535
Triglycerides (mmol/L)	0.76	0.64	0.94	1.02	0.80	0.11	0.172
HDL (mmol/L)	1.14	1.32	1.12	1.22	1.18	0.08	0.632
LDL (mmol/L)	1.02	1.08	1.26	1.12	1.16	0.09	0.527

ALP: alkaline phosphatase, AST: aspartate aminotransferase, GGT: Gamma-glutamyltransferase, T. Bilirubin: total bilirubin, HDL: high density lipoprotein, LDL: low density lipoprotein, U/L: units per liter, μmol/L: micromoles per liter, g/L: gram per liter, mmol/L: millimoles per liter, mg/dL: milligram per deciliter; SEM: Standard error of the mean

## DISCUSSION

### Chemical Analysis

In initial trials using SBBSG (Nortey et al., 2013; Manu-Barfo et al., 2013) in diets for both layers and broilers, the authors made certain assumptions with regards to nutrient, particularly amino acid content. These assumptions had been based on work done by Donkoh and Attoh-Kotoku (2009), using BSG and on values obtained in other scientific literature (NRC, 1994). The analyzed results of wheat bran used in this trial were compared to the analyzed results of Donkoh and Attoh-Kotoku (2009), to serve as a check and a validation for the protocols. The results indicated similarities in the crude protein and most amino acid values. Of the essential amino acids Lys, Met, Cys, Thr, Val and Leu, analyzed results were 0.66, 0.20, 0.38, 0.50, 0.75 and 0.96% which were comparable to cited literature values of 0.66, 0.22, 0.34, 0.48, 0.79 and 0.98% respectively. Generally the crude protein content of SBBSG was higher than BSG (26.95 vs. 20.7% respectively). Chemical composition and amino acid profile can vary according to the variety of grain, harvest time, malting and mashing conditions (Mussatto et al., 2006). The higher protein content of the SBBSG translated to slightly higher values for most of the amino acids. Comparing SBBSG used in this trial to BSG (Donkoh and Attoh-Kotoku, 2009), Lys, Met, Cys, Thr and Val and Leu values were 0.77, 0.44, 0.44, 0.90, 1.26, 2.79 and 0.76, 0.39, 0.52, 0.72, 1.21 and 1.64% respectively. Protein values for BSG as reported by Westendorf and Wohlt (2002) ranged from 21 to 29%. Similarly, Adama and Ribadu (2003) and Olorunnisomo et al., (2006) reported protein values for BSG similar to what was reported for SBBSG in this study. However it is clear from this study that similarities in protein content between SBBSG and similar brewery by-products, did not translate into similarities in amino acid contents. In monogastric feed formulation however, a greater emphasis needs to be placed on amino acid composition and availability, and not on protein content per se (Dalibard et al., 2014)

### Nutrient digestibility

The AME of the wheat bran that was used as a validation was 6.01MJ/kg and this was comparable to the values obtained by Donkoh and Attoh-Kotoku (2009) who obtained a value of 5.80MJ/kg. For the SBBSG, an AME value of 7.22MJ/kg was obtained. This value was much higher than what was assumed in the trial by Nortey et al. (2013) and by Manu-Barfo et al. (2013). The higher AME level of the SBBSG used in this trial compared to what was obtained for BSG (Donkoh and Attoh-Kotoku, 2009), could be a direct result of the fat content (8.85% vs 6.01%). Essential amino acids cannot be synthesized by poultry, therefore they must be provided in the diets of the birds at the right levels and proportions (Kim et al., 2008). The ileal digestibilities of some essential amino acids like Lys, Met and Cys (42.93, 71.58 and 53.91 %) were 43.58, 13.13 and 15.89% lower than the assumed values of 76.1, 82.4 and 64.1% obtained in the trial by Donkoh and Attoh-Kotoku (2009) and which was used in an earlier broiler trial (Nortey et al., 2013).

Generally nutrient digestibility is a result of several factors including the age of the birds, processing of the ingredient and the presence of anti-nutritive factors (ANF) like fibre (Schulze et al., 1994; Lenis et al., 1996; Slominski et al., 2004). The crude fibre content of the SBBSG used in this study was 15.66 (Table 4). This is high when compared to what was obtained by Madubuike and Obidimma (2009). The two major grains from which SBBSG was obtained are sorghum and barley. The major ANFs found in barley are arabinoxylans, and beta glucans (Aalto et al., 1988; Andersson et al., 1999; Zijlstra et al., 1999), while those found in sorghum are phytic acid, trypsin and amylase inhibitors (Mohammed et al., 2010). Research indicates that high amount of dietary fibre reduces nutrient availability to poultry and swine (Schulze et al., 1994; Lenis et al., 1996; Slominski et al., 2004).

It may therefore be speculated that the reduced digestibilities of some amino acids observed in SBBSG was a direct result of the presence of these ANFs.

### Growth performance

**Average daily feed intake (ADFI).** Several factors affect ADFI in broilers. Feed intake is influenced by stocking density, water supply, fibre, the nature and the palatability of the feed, energy content of the feed, health status of the birds and stress (Ferket and Gernat, 2006). With the exception of feed, all the other conditions were held constant. Generally as the level of SBBSG increased in the diet, feed intake reduced. The results were similar to the findings of Boudouma (2010) who observed a reduction in the feed intake when diets containing high levels of Brewers' spent grain (> 13 %) were presented in the mash form for broilers. On the other hand the results were in disagreement with reports from Ash and Akoh (1992), Opara (1996), Omekan (1994), Esonu et al. (2002) who reported increased feed intake as the fibre level in the diet increased. As the level of fibre increases in a diet, monogastrics tend to increase their feed intake in an attempt to meet their nutrient (particularly energy) needs (Leeson and Summers, 1997). This is because increasing fibre levels tend to dilute the energy density of the feed. This phenomenon has been observed in broilers by Adeyanju et al. (1976) and Alemawor et al. (2010) and in layers by Umar Faruk et al. (2010). In this trial, the birds were fed *ad-lib*, and it was expected that birds would consume more of T5 than T1 or T2, due to an increase in dietary SBBSG, and consequently an increase in the fibre content. Dietary fibre, in addition to diluting the energy content of the feed, is known to affect rate of passage in the gastrointestinal-tract (GIT) of birds (Montagne et al., 2003; Ferket and Gernat, 2006; Saki et al., 2011).

Sorghum Barley Brewers Spent Grain contains high levels of NSPs. In an earlier trial, Manu-Barfo et al. (2013) determined that broiler grower diets containing 4% and 16% SBBSG contained 9.39 and 12.26% total NSP's respectively. Of the 9.39% NSP contained in the 4% SBBSG diet, 2.21 % was insoluble, while 7.18% was soluble. However the insoluble vs soluble NSP in the 16% SBBSG diet was 5.57 and 6.68% respectively. It can be seen that SBBSG contains relatively more insoluble than soluble fibre. According to Jørgesen et al. (1996) water insoluble NSPs tend to reduce transit time in the GIT. A reduction in transit time, will result in a longer period of satiety which will ultimately result in a reduction ADFI (De Leeuw et al., 2008; Rochell et al., 2012). It is also possible that the higher fat content of SBBSG compared to wheat bran, may have contributed to the lower intakes of the diets containing SBBSG.

**Average daily gain (ADG) and FCE.** Feed intake influences the body weight gain and feed conversion efficiency (Ferket and Gernat, 2006). However in this trial, there was no effect of dietary SBBSG level on ADG, although a numerical trend towards slight reductions were observed. Thus the expected drastic reductions in ADG that normally accompany a reduction in feed intake were not observed in this trial. The absence of this difference resulted in better feed efficiency as the level of SBBSG increased in the diet. In the present trial, nutrient availabilities, as opposed to total nutrient content were used to formulate diets to meet the nutrient requirements for COBB500 broiler birds (COBB, 2015). This was possible following the determination of nutrient availabilities in SBBSG in the digestibility trial. According to Cavalcanti and Behnke (2004), and Dalibard et al. (2014), formulating diets for monogastrics animals based on nutrient availabilities results in better feed efficiency and growth rates. The lack of any effect on ADG when ADFI was reduced could be due to the fact that hens were more efficient at utilizing the available nutrients when feed intake was reduced. This phenomena has also been observed by Sklan et al. (2003) and Alvarado et al. (2007).

**Carcass parameters.** There were no dietary effects on any of the carcass parameters studied. Generally as the level of dietary fibre increases and energy is diluted, ADFI increases. This can cause an increase in intestinal weight of birds (Suliman and Abd-Ra-Mabrouk, 1999; Nortey et al., 2013) and is a compensatory effect that is intended to support the extra feed consumed. In this study no such effect was observed and it may be a direct result of the fact that there was no corresponding increase in ADFI with increased dietary fibre levels. Earlier studies using SBBSG (Manu-Barfo et al., 2013) in broiler diets, resulted in an increase in the abdominal fat of birds fed 12 and 16% SBBSG. However in that trial, assumed digestibility values based on earlier work by Donkor and Attoh-

Kotoku (2009) had been assumed. For this particular trial, and using this special SBBSG, real ileal digestibilities of nutrient were determined and used in formulating the broiler diets. A precise ratio of dietary ME to amino acid is required to control fat accumulation in broiler finishers and maintain superior carcass characteristics (Bregendahl et al., 2002) and in the absence of such precise information, there was an excess accumulation of fat as was observed by Manu-Barfo et al. (2013). In this trial there was no excess abdominal fat accumulation by birds fed any of the SBBSG treatments because a precise knowledge of nutrient availabilities had been determined and used in dietary formulation.

#### **Blood hematological and biochemical properties**

Changes and deviations from the norm in blood hematological properties are an indication of a physiological disorder that may not yet be exhibiting external clinical signs (Togun et al., 2007). For this trial there were no differences in any of the hematological parameters studied. Also the values obtained were within the normal ranges for broilers as was reported by Bowes et al. (1989), Ikhimioya et al. (2000) and Talebi et al. (2005).

There were some observed differences in some of the biochemical indices that were studied. These included alkaline phosphatase (ALP), gamma-glutamyl transpeptidase (GGT) and glucose.

The Gamma-Glutamyl Transpeptidase test is used to detect liver disease and bile duct obstructions. An increased GGT level indicates that an individual's liver is being damaged. Normal ranges for GGT have been reported in healthy chicken from 21.28 to 37.32 units per liter (U/L) (Silva et al., 2007), 7.78 to 16.07 U/L (Café et al., 2012), and 23.56 to 27.79 U/L (Kuttappan et al., 2012).

Thus although there existed some differences in GGT levels in this trial, all the values were within the normal range. The level of glucose in the blood at any time may be influenced by the time it is measured post-prandial and also on the type of carbohydrate in the diet (Wheeler and Pi-Sunyer, 2008). Thus the level of glucose in the blood may be slightly higher immediately post prandial than when the individual took a meal a few hours prior, and is in a state of hunger. Also easily digestible carbohydrates will result in quicker spikes in blood levels of glucose compared to slower digestible carbohydrates. The differences in blood glucose levels of birds in this trial were within the normal range of 200 – 500mg/dL (Jain, 1993; Thrall, 2007) and the observed differences in blood glucose levels could be due to time post-prandial, and/or activity level of the birds immediately pre-sampling. All other biochemical parameters were not different, indicating that the birds were not sick

#### **CONCLUSIONS**

It is concluded from this study that:

- The AME of SBBSG is slightly higher, while amino acid content and digestibilities are generally lower than earlier studies reported
- When the basis of feed formulation is on nutrient availability and not on total nutrient content, SBBSG can be included in diets for broilers up to 16% without negatively affecting performance.
- There are no negative health effects on broilers when SBBSG is included in broiler diets up to 16%

#### **DECLARATIONS**

##### **Acknowledgements**

The authors wish to acknowledge the following for their assistance: A) Dr. H. Stein of the Department of Animal Science, University of Illinois at Urbana-Champaign, U.S.A., for assisting in gross energy determination, and amino acid analyses of the feed, ingredients, digesta and faecal samples. B) The Office of Research, Innovation and Development (ORID) of the University of Ghana, for their financial support.

##### **Authors' Contributions**

TNN is the Principal Investigator who designed the trial, formulated the feed and supervised the laboratory work and all aspects of the experiments. RJ carried out the day-to-day work on the farm, conducted the laboratory work and put together the draft version of the manuscript. AAN participated in the design of the study, helped with the statistical analysis and helped in coordinating and drafting the manuscript.

##### **Ethics**

The animal protocol used followed principles and ethical procedures recommended by the Institutional Animal Care and Use Committee of the Noguchi Memorial Institute for Medical Research, University of Ghana

### Consent to publish

We the authors of this manuscript, titled "Effect of metabolizable energy content and ileal amino acid digestibility of sorghum barley brewers spent grain on growth, carcass and blood parameters in broilers" do hereby give consent for this manuscript to be published

### Availability of data and materials

Not applicable

### Competing interest

The authors declare that they have no competing interests.

## REFERENCES

- AOAC (2000). Association of official Analytical Chemists. Official method of Analysis, 17<sup>th</sup> edition. Washington D.C. USA.
- Aalto T, Lehtonen M and Varo P (1988). Dietary fibre content of barley grown in Finland. *Cereal Chemistry*, 65(4): 284-286.
- Adama TZ and Ribadu SA (2003). Feed intake, growth performance and nutrient digestibility of rabbits fed diets containing varying levels of sorghum dried brewers' spent grains (SDBG). *Journal of Sustainable Tropical Agricultural Research*, 5: 1-5.
- Adedokun SA, Parsons CM, Lilburn MS, Adeola O and Applegate TJ (2007). Standardized ileal amino acid digestibility of meat and bone meal from different sources in broiler chicks and turkey pouts with a nitrogen-free or case in diet. *Poultry Science*, 86: 2598-2607.
- Adeyanju SA, Oguntuga DBA, Sonaiya EB and Eshiett N (1976). Further studies on the utilizations of cocoa pod in ruminants rations. *Nigerian Journal of Animal Production*, 3: 139-143.
- Alemawor A, Oddoye EOK, Dzogbefia VP, Oldham JH and Donkoh A (2010). A broiler performance of finisher diets containing different levels of either *Pleurotus ostreatus*- fermented dried cocoa pod husk or dried cocoa pod husk supplemented with enzymes. *Tropical Animal Health Production*, 42: 933-939.
- Alvarado GJM, Jiménez-Moreno E, Lázaro R and Mateos GG (2007). Effects of type of cereal, heat processing of the cereal, and inclusion of fiber in the diet on productive performance and digestive traits of broilers. *Poultry Science*, 86: 1705-1715.
- Andersson AAM, Elfverson C, Andersson R, Regne'r S and Aman P (1999). Chemical and physical characteristics of different barley samples. *Journal of the Science of Food and Agriculture*, 79: 233-242.
- Ash AJ and Akoh Detaia L (1992). Nutritional value of *Sesbania grandiflora* leaves for ruminants and monogastrics. *Tropical Agriculture (Trinidad)*.
- Babiker MS, Kijora C, Abbas SA and Danier J (2009). Nutrient composition of main poultry feed ingredients used in Sudan and their variations from local standard table values. *International Journal of Poultry Science*, 8 (4): 355-358.
- Boudouma D (2010). Prediction models of the metabolizable energy of wheat brans. *Livestock Research for Rural Development*, 22 (2).
- Bowes VA, Julian R and Stirtzinger T (1989). Comparison of serum biochemical profiles of male broilers with female broilers and White Leghorn chickens. *Canadian Journal of Veterinary Research*, 53(1): 7-11.
- Bregendahl K, Sell JL and Zimmerman DR (2002). Effect of low protein diets on growth performance and body composition of broiler chicks. *Poultry Science*, 81: 1156-1167.
- Café MB, Rinaldi FP, Morais HR, De Mattos Nascimento MRB, Mundim AV and Marchini CFP (2012). Biochemical blood parameters of broilers at different ages under thermoneutral environment. *Proceedings of WPC2012, Salvador Bahia, Brazil*
- Cavalcanti BW and Behnke CK (2004). Effect of wheat bran phytase subjected to different conditioning temperatures on phosphorus utilization by broiler chicks based on body weight and toe ash measurement. *International Journal of Poultry Science*, 3: 215-219.
- COBB (2015). COBB 500 Broiler performance and nutrition supplement. Retrieved December 25, 2017, from [http://www.cobb-vantress.com/docs/default-source/cobb500guides/Cobb500\\_Broiler\\_Performance\\_And\\_Nutrition\\_Supplement.pdf](http://www.cobb-vantress.com/docs/default-source/cobb500guides/Cobb500_Broiler_Performance_And_Nutrition_Supplement.pdf).
- Dalibard P, Hess V, Le Tutour L, Peisker M, Peris S, Gutierrez AP and Redshaw M (2014). Amino acids in animal nutrition. Fefana publication. Visited December 25, 2010, from [http://www.aquafeed.com/documents/1430685417\\_1.pdf](http://www.aquafeed.com/documents/1430685417_1.pdf).
- De Leeuw JA, Bolhuis JE, Bosch G and Gerrits WJJ (2008). Effects of dietary fibre on behaviour and satiety in pigs. *Proceedings of the Nutrition Society*, 67: 334-342.
- Donkoh A and Attoh-Kotoku V (2009). Nutritive value of feedstuffs for poultry in Ghana: chemical composition, apparent metabolizable energy and ileal amino acid digestibility. *Livestock Research for Rural Development*, 21(3): 1-8.
- Esonu BO, Iheukwumere FC, Emenalom OO, Uchegbu MC and Etuk EB (2002). Performance Nutrient Utilization and Organ Characteristics of broiler finisher fed *Microdesmis puberula* leaf meal. *Livestock Research for Rural Development*, 14: 15.
- FAO (2011). Feed Resources Information System, Animal Health and Production Division.



- Fenton TW and Fenton M (1979). An improved procedure for the determination of chromic oxide in feed and faeces. *Canadian Journal of Animal Science*, 59: 631-634.
- Ferket PR and Gernat AG (2006). Factors that affect feed intake of meat birds: A Review. *International Journal of Poultry Science*, 5: 905-911.
- Ikhimioya A, Arijeniwa I, Oleku T and Ahmed A (2000). Preliminary investigation on the haematology of the Nigerian indigenous chicken. *Proceeding of the 5th Annual Conference of Animal Science Association of Nigeria*, Port Harcourt, pp. 10-12
- Jackson S, Summers JD and Leeson S (1982). Effect of dietary protein and energy on broiler carcass composition and efficiency of nutrient utilization. *Journal of Poultry Science*, 61: 2224-2231.
- Jain NC (1993). *Essentials of Veterinary hematology*. Lea & Febigner, Philadelphia.
- Jørgesen H, Zhao XQ, Bach Knudsen KE and Eggum OB (1996). The influence of dietary fibre source and level on the development of the gastrointestinal tract, digestibility and energy metabolism in broiler chickens. *British Journal of Nutrition*, 75: 379-395.
- Kim JC, Mullan BP, Hampson DJ and Pluske JR (2008). Addition of oat hulls to an extruded rice-based diet for weaner pigs ameliorates the incidence of diarrhoea and reduces indices of protein fermentation in the gastrointestinal tract. *British Journal of Nutrition*, 99(6): 1217-1225.
- Kuttappan VA, Goodgame SD, Bradley CD, Mauromoustakos A, Hargis BM, Waldroup PW and Owens CM (2012). Effect of different levels of dietary vitamin E (DL- $\alpha$ -tocopherol acetate) on the occurrence of various degrees of white striping on broiler breast fillets. *Poultry Science*, 91: 3230-3235.
- Leeson S and Summers JD (1997). *Commercial poultry nutrition*. 2nd Edition. University Books, Guelph, ON.
- Lenis NP, Bikker P, Van Meulen J, Van Diepen JTM, Bakker JGM and Jongloed AW (1996). Effect of dietary neutral detergent fiber on ileal digestibility and portal flux of nitrogen and amino acids and on nitrogen utilization in growing pigs. *Journal of Animal Science*, 74: 2687-2699.
- Madubuike FN and Obidimma VN (2009). Brewers dried grains as energy source of external and internal egg qualities of laying hens. In: *Proceedings of the 34<sup>th</sup> Annual conference of Nigeria Society of Animal Production*, Uyo, Nigeria.
- Manu-Barfo PI, Nortey TNN and Naazie AI (2013). Effect of sorghum-barley brewers' spent grain as a feed ingredient on broiler performance and carcass characteristics. *Bulletin of Animal Health and Production in Africa*, 61: 67-76.
- Mohammed NA, Mohammed IA and Babiker EE (2010). Nutritional elevation of sorghum flour (sorghum bicolor L. Moench) during processing of injera. *International Journal of Biological and Life Sciences*, 6: 35-39.
- Montagne L, Pluske JR and Hampson DJ (2003). A review of interactions between dietary fibre and the intestinal mucosa, and their consequences on digestive health in young non-ruminant animals. *Animal Feed Science Technology*, 108: 95-117.
- Mussatto SL, Dragone G and Roberto IC (2006). Brewer's spent grain: generation, characteristic and potential applications. *Journal of Cereal Science*, 42: 205-212.
- NRC (1994). *Nutrient requirement of poultry*, 9<sup>th</sup> revised edition. National Academy Press, Washington D.C.
- NRC (2000). *Nutrient requirement of poultry*, 10<sup>th</sup> revised edition. National Academy Press, Washington D.C.
- Nortey TNN, Manu-Barfo P and Naazie A (2013). Effect of sorghum barley brewers' spent grain on broiler performance and carcass characteristics. *Bulletin of Animal Health and Production in Africa*, 61: 67-76.
- Olorunnisomo OA, Adewuni MK and Babayemi OJ (2006). Effect of nitrogen level on the utilization of maize offal and Sorghum brewers grains in sheep diets. *Livestock Research for Rural Development*, 18: 112-121.
- Omekan VN (1994). *Studies on Nutrition and health implications of dietary inclusion of dried poultry waste for broilers*. MSc. Thesis, Federal University of Technology, Owerri, Nigeria.
- Ondwasy H, Wesonga H and Okitai L (2006). *Indigenous chicken production manual*. Kenya Agricultural Research Institute Technical Note Series. Retrieved February 18, 2006 from [http://www.kari.org/fileadmin/publications/tech\\_notes/TecNote18.20060810.pdf](http://www.kari.org/fileadmin/publications/tech_notes/TecNote18.20060810.pdf).
- Opara CC (1996). *Studies on the use of Alchornea cordifolia leaf meal as feed ingredient in Poultry diets*. MSc. Thesis, Federal University of Technology, Owerri, Nigeria.
- Osei SA, Aggrey PK and Afful BR (2010). Effects of partial replacement of fishmeal with locally produced soybean meal on the performance and carcass characteristics of broiler chickens. *Ghana Journal of Animal Science*, 5(2): 100-105.
- Ravindran V (2007). *Standardized Ileal Digestibility*. The Poultry Site. Retrieved December 26, 2017 from [www.thepoultrysite.com/articles/317/standardised-ileal-digestibility](http://www.thepoultrysite.com/articles/317/standardised-ileal-digestibility).
- Ravindran V (2013). Feed resources for poultry production in Asia and the Pacific. III. Animal protein sources. *World's Poultry Science Journal*, 49: 219-235.
- Rochell JS, Applegate JT, Kim JE and Dozier III AW (2012). Effect of diet type and ingredient composition on the rate of passage and apparent ileal amino acid digestibility in broiler chicks. *Poultry Science*, 91: 1647-1653.
- Saki AA, Hemati Martin HR, Zamari P and Mirzaaghatbar F (2011). Non starch polysaccharides and broiler responses. *World Applied Science Journal*, 15(2): 192-198.
- SAS Institute (2003). *SAS User's Guide*. SAS Institute, Cary, NC.
- Schulze H, Van Leeven P, Verstegen MWA and Vanden Berg JWO (1994). Dietary level and source of neutral detergent fibre and ileal endogenous nitrogen flow in pigs. *Journal of Animal Science*, 73: 441-448.

- Sibbald IR (1986). The T.M.E. system of feed evaluation: methodology, feed composition data and bibliography. Technical Bulletin 1986-4E. Animal Research Centre, Research Branch, Agriculture Canada, Ottawa, Canada.
- Silva RL, Sérgio T, Sobrane F, Otto Mack J, Antonio CL, da Silva RF, da Silva RM and Duarte KF (2007). Effects of mycotoxin adsorbents in aflatoxin B1- and fumonisin B1-contaminated broiler diet on performance and blood metabolite. *Revista Brasileira de Zootecnia*, 45(5): 250-256.
- Sklan D, Smirnov A and Plavnik I (2003). The effect of dietary fiber on the small intestines and apparent digestion in the turkey. *British Poultry Science*, 44: 735–740.
- Slominski BA, Boros D, Campbell LD, Guenter W and Jones O (2004). Wheat by-products in poultry nutrition. Part 1. Chemical and nutritive composition of wheat screenings, bakery by-products and wheat mill run. *Canadian Journal of Animal Science*, 84: 421-428.
- Sulieman YR and Abd-Ra-Mabrouk A (1999). The Nutrient Composition of Sudanese Animal Feeds (Bulletin 111). Animal Production Research Centre Publications, Khartoum North, Sudan.
- Talebi A, Asri-Rezaei S, Rozeh-Chai R and Sahraei R (2005). Comparative studies on haematological values of broiler strains (Ross, Cobb, Arbor acres and Arian). *International Journal of Poultry Science*, 4(80): 573-579.
- Thrall MA (2007). *Hematologiae bioquímica clínica veterinária*. Roca, São Paulo.
- Togun VA, Oseni BSA, Ogundipe JA, Arewa TR, Hammed AA, Ajonijebu DC and Mustapha F (2007). Effects of chronic lead administration on the haematological parameters of rabbits – a preliminary study. *Proceedings of the 41<sup>st</sup> Conference of the Agricultural Society of Nigeria*, pp. 341.
- Umar Faruk M, Bouvarel I, Meme M, Rideau N, Roffidal L, Tukur HM, Bastianelli D, Nys Y and Lescoat P (2010). Sequential feeding using whole wheat and a separate protein-mineral concentrate improved feed efficiency in laying hens. *Poultry Science*, 89: 785–796.
- USDA (2013). *Ghana Poultry and Poultry Products. Annual 2013 Gain Report*.
- Westendorf ML and Wohlt JE (2002). Brewing byproducts: their use as animal feeds. *Veterinary Clinics of North America: Food Animal Practice*, 18: 233-252.
- Wheeler ML and Pi-Sunyer FX (2008). Carbohydrate Issues: type and Amount. *Journal of the American Dietetic Association*, 108(4): 34–39.
- Zijlstra RT, de Lange CFM and Patience JF (1999). Nutritional value of wheat for growing pigs: chemical composition and digestible energy content. *Canadian Journal of Animal Science*, 79: 187-194.

# REVIEW ON: ASSESSMENT OF CONVENTIONAL ANIMAL FEED SUPPLY IN AND AROUND NORTH GONDAR ZONE, ETHIOPIA

Malede BIRHAN<sup>1</sup> and Yeshambel MEKURIAW<sup>2</sup>

<sup>1</sup>University of Gondar, Collage of Veterinary Medicine and Animal Science Department of Animal Production and Extension, P.O.Box, 196, Gondar, Ethiopia

<sup>2</sup>Bahir Dar University, College of Agriculture and Environmental Science, Department of Animal Production and Technology, P.O.Box, 196, Gondar, Ethiopia

Email: birhan1975@gmail.com; maleddeb@yahoo.com

**ABSTRACT:** Assessment was partially done as per the syllabus prepared by Sustainable Resources Management Program of North Gondar Zone (SRMP-NG) financed by Austrian Government. The assessment was conducted in six randomly selected districts of North Gondar zone in the year 2015. The objectives of the study were; to assess and estimate the existing agro-industrial by-product feed for cattle and feedlot operators, to depict the feed stocks available for ration formulation and to measure industrial by-products of oil seed cakes and powdery mill (brans) in the study area. The assessment result was showed that, Gondar town was found to be the highest potential for agro-industrial by-product feed accounts about 560106 and 493436 quintal. The reason might be due to the availability of large number of feed processing factories in the town but bran could not found any other districts other than Gondar town. Grain milling factories produces bran were found in Gondar town and supplies feed to different function of animals. The other produced very minimal due to factory owners are argumentative on the current tax set by the government which, is beyond the production capacities of the factories.

**Keywords:** Conventional feed, Food Processing Plant, Oil Seed Cakes, Barn, Ethiopia.

pii: S222877011800005-8  
Received 14 Aug. 2017  
Accepted 05 Feb. 2018

REVIEW

## INTRODUCTION

An adequate supply of livestock feed is crucial important to the livelihoods of millions of people across the developing world and not just for smallholders, but also for pastoralists and the large number of landless who depend mainly on common land for grazing and browsing animals (Nansen, 1990). Intercropping of forage legumes with cereals offers a potential for increasing forage biomass yield and consequently, livestock production in sub-Saharan Africa. But in such a system the yield depression of the cereal grain should be minimal, possibly not more than 15%, for it to be acceptable by the farmer (Jaetzold and Schmidt, 2006).

The time of sowing of cereal and legume intercropping is critical for the yield of each crop and data so far available indicate that under sowing within 10 days of planting a fast-growing cereal such as barely does not depress cereal grain yield significantly, but with slow-growing, long-season crops such as photosensitive sorghum, grain yield is greatly depressed. In the case of sorghum, high grain yield is obtained if the legume is sown three to four weeks after the cereal (Kabirizi, et al., 2004).

Intercropping of forage legumes and cereals generally results in higher fodder crude protein yield (CPY) than cereal alone. However, fairly high yields of legumes are needed to augment the cereal residues in order to produce a feed composition capable of meeting the basal nutritional requirements of ruminant animals. The effects of intercropping on soil fertility vary with management practice and it is estimated that legume roots contribute between 5 and 15 kg N/ha to soil N under intercropping system (Lanyasunya et al., 2006).

Livestock production in the tropics and sub-tropics with the absence of supplementary feed to the different condition of animal is ridiculous (Malede, 2012). Livestock production can be increased through increasing the

productivity per animal and per unit area of land (Malede, 2012). A major factor in increasing livestock productivity will be the improvement of animal nutrition and feed supplies, especially in the case of ruminant livestock's and absence of agro-industrial by-product use in the study area is paramount important. Improved livestock diseases and parasite control, breeding and management will also be important, but initially, a major emphasis must be placed on providing better nutrition for ruminant livestock production (Whitman et al., 1990).

The natural grazing land in the study area consists of largely wide range of grasses, legumes and other herbaceous plant species (David, 2006). The existing feed stuffs in Ethiopia particularly in the study area of North Gondar zone is poor in quality and quantity which, provides insufficient protein, energy, vitamins, and minerals (Smith, 2002). Therefore, the importance of dealing the agro-industrial by-product feeds used as livestock feeds are a common practice for long period of the year in the study area (Sarkunas et al., 2004). Large quantity of agro-industrial by-products was produced in each year by different types of food processing plants in the study area (Methu, 1998). With the ever growing human population pressure, problems of land re-allocation in each district make competition between grazing land and crop land. In reality developing countries like Ethiopia which attempts to adopt to the use of those products are the better management and utilization of agricultural resources in the area (ARC, 1984).

The agro-industrial by-products produced in the entire district were sold to the people who are involved in the different livestock farm activities like private dairy producers, cattle fatteners, small scale individual dairy owners and farmers were used as maintenance and much of which were used for production purpose in the study area (Lukuyu et al., 2009). Therefore, to achieve and full fill the aforementioned goals, the assessment was focused on the following specific objectives. To assess and estimate the existing agro-industrial by-product feed resources and formulating standardized ration for the different condition of animals in the study area.

Even though there is no reliable information about number of livestock censuses in national as well as regional level and the current figures are estimated based on a various documents which was organized by different sectors. So far no formal censuses has been done either by the central statistic authority or any other concerned organization in the country and hence the figure presented here is apparent.

## MATERIALS AND METHODS

The number of each animal shown in table one above in the form of tropical livestock unite (TLU) which could be converted by using conventional conversion factors obtained by different literatures. High number of cattle (TLU) was found in all the districts which is about 4557 shown in (Table 1) this may be due to the contribution of cattle may be very high as compared to other animal found in the area.

Livestock populations in the assessment districts estimated in the above were well mentioned in each locality which posse's cattle is the highest and sheep and goat are followed second and third in each district respectively this is due to their multi-purpose function of the animal for different societies of the area. Moreover, equines (donkey, horse and mule) also found in all district and Gondar town correspondingly. Even though, camel is the most important animal in the tropical and sub-tropical area of the country, only few numbers of camels were found in Chillga district which has a total number of 125, these is due to the climatic condition and the adaptability of camels are very limited in other districts. The economic importance of camels especially in the desert and semi-desert area of the country has a tremendous contribution like, transportation of peoples and different goods from the farm community to the market centers in the area but the environment is not conducive for survival in the central and central highlands of the Ethiopia that makes limited in their availability. Camel has a strong resistance for overcoming in shortage of water, feed and hot temperature and has the ability to give reasonable products in the fragile environment of the country.

## RESULTS AND DISCUSSION

### Oil Seeds by products

These products are perhaps, the most important groups agro-industrial by-product feed for livestock feeding. Oil seed cakes are rich in its protein contents in most cases natural grasses, herbages and other agricultural by-products deficient in nutrients which need for supplementary feeds for all types of animal to increase the overall productivity of livestock but also to make more efficient use of protein deficient feed resources (Calo, 1997). The farming communities are well experienced for purchasing of oil seed by-products to their animals particularly during the dry period in all study districts.

In the study area we have assessed three types of Agro-industrial by-products which are used as livestock feeds involving by different activities in the area. One of the most important energy sources feed types are

produced from various grain milling by-products which are commonly called bran's, and has a total production potential of 493436 quintals of various type of bran.

Livestock production and productivity in the area has become increasing and the income generated from livestock and livestock products in terms of price either live animal or their products show a tremendous changes and the living standards of the farmer's found in the study area which agro-industrial by-products for their animal has become improving (Smith et al., 1990). The remaining feed types produced from various types of oil producing factories which are mostly an assortment of oil seed cakes used as source of protein supplement feeds for feeding of ruminant livestock produced) quintals.

The total annual production potential of the of the various oil seed squeezing by different factories was (1511286) quintals in (Tables 3 and 4) of cakes produced in the study area. These are immense contributors to supply for animal feed and improve the existing protein deficiency present in most of the grazing grasses and herbage used by livestock feeds (Owen and Aboud, 1998).

As we observe from the above (Table 6) the highest by-product produced among the six districts is Gander zuria, which is the potentially high production as a total of 26,134 quintals in different types of oil seed cakes in the year 2000 E.C. On the other hand the livestock population indicates very minimal which showed the second from the last which has the total livestock population of 23784 and this showed that there may be a positive relationship between the feed resources availability with existing livestock population. Wogera District has a huge livestock population which indicated (151,837.5) and has feed production potential of Agro-industrial by-products has become very less showing that (7300 quintals only oil seed cakes) in the year 2000 E.C and this indicates, there is some gaps between feed resource availability with the present livestock population in the area.

In addition to this Dembia district is next to Gondar zuria in potential of Agro-industrial feed production potential (18,250 quintals) this showed that, there is stability between feed resources availability with the present livestock population as compared to Wogera District. Gondar town is the most leading Agro-industrial by-product production potentials which has 274,288 quintals of diverse feed resources were produced in the same year. The total livestock population was estimated 77,570 as showed above well mentioned there is optimal feed resources availability with the present livestock population in the area. The main limitation to increased use and production of agro-industrial by-products in rural areas is the fact that these materials are usually produced in urban or pre-urban areas where most of the agro-industrial processing plants or industries are located. Therefore, if these by-products are to be utilized by smallholder farmers, they have to be transported to rural areas. As result this makes them often quite expensive. These products are also highly demanded by the commercial farmers who have advantage over small-scale farmers in terms of purchasing power and availability of own transport to their farms (Sarkunas, 2004).

### **Economic Analysis of the Feed Assessment**

The economic analysis of the smallholder cattle feeding program involves the examination of the overall profitability of the livestock products and prices of live animals, the determinants of the profitability and possible measures for improving the economic performances of the participating farmers found in the study area of the North Gondar Zone. In order to determine the relative contribution of weight gains and price changes to the gross margin was highly determined (Kabirizi et al., 2004).

### **Challenges and Constraints of Conventional Feeds**

The first problems in the production of Agro-industrial by-products is most of the factories which produces various by-products were established round or / and in the town that makes difficult to transport from their place of origin to farmer places and increase transportation cost. The second most constraints was found the by-products specially brewery grains contains high amount moisture that makes difficult to transport from the processing plant to the farming community and individual small holder found nearby district of the area. Third unsuitable issues, if the feed not dried the high moisture contents causes difficult in storage, transportation and handling which limit the regular use of these materials as livestock feed (Kabirizi, 2004).

The other simple but not neglected obstacles to use the Agro-industrial by-products as livestock feed was some of the oil seed cakes was used as fuel for cooking enjera and other foods. The four most constraints the different Agro-industrial by-products has not yet well identified their nutritional values in terms of crude protein, energy, mineral, vitamins and even their fiber contents and nonedible parts in the study area. The other most problems was found to be consider the production potential of each individual factories were very low due to their week competition between the local oil with the imported palm oils and high taxation rate put by the Ethiopian government (Sanford and Ashly, 2008).



**Table 1 - Livestock Population in North Gondar zone (TLU)**

Name of district	Cattle	Sheep	Goat	Donkey	Horse	Mules	Camel
Gondar town	192.7	125	108	-	10.4	-	-
Gondar zuria	61.13	10.3	35.9	4.2	10.3	7.58	-
lay armachiho	1036	11.5	15.4	37.95	35.9	0	-
Dembia	1195	61.9	21.1	39.4	23.6	0	-
Wogera	593	220	24.5	27.9	-	15.6	-
Chilga	1479	2.52	0.63	34.192	3.58	0	0.5
Total	4557	431	205	143.64	83.6	23.2	0.5

CSA (2006, - = shows no data.

**Table 2 - Grain milling factories and animal feed supply in Gondar town**

Name of processing Plant	Yield (qt)	Types of by-Products	Year of establish
Sewlelew beltina wutet grain mill	248972	Bean and pea Bran check pea bran	1998
Tewoderos grain milling factory	98689	Bean & peas barns	1985
Oil milling factory	75896	Noug, SF, GN cakes	1987
Abine grain mill factory	69879	Beans bran	1982
Total feed supply	493436	--	--

Sources: Survey data analysis

**Table 3 - Oil extracting factories and by-products in Gondar town**

Name of factory (Local name)	Quantity of By-product	Types of by-product	Factory establishment year
Bereka	81016	Noug & GNC	1975
Kibe oil factory	59240	Noug,SF, GNC	1987
Fasil oil factory	28776	Noug and GNC	1985
Mina oil factory	85857	Noug & GNC	1987
Dashen oil factory	62584	Noug,SF, GNC	1985
Kamil oil factory	58136	Noug,SF, GNC	1985
Cotton seed factory	85741	Cotton SC	1990
Abdirkadir & his family edible oil factory	98756	Noug,SF, GNC	1988
Grand Total		560106 quintals	

Sources: ILDP (2002). Key: - GNC= Ground nut cakes, SF= Sun flower, SC= Seed Cakes.

**Table 4 - Oil extracting plants and production potential in each district**

Name of the districts	Quantity of by-product (Quintal)	Types of by-product produced
G/zuria	26191	NC, SFC and GNC
Dembia	71549	N & GNC
wogera	114818	NC & GNC
L/armachiho	104720	NC, SF and GNC
Gondar town	560106	NC & GNC
Chilga	36918	NC, SF and GNC
Grand Total	914302	

Sources: ILDP (2002). Key: - NGC= Ground nut cakes, SFC= Sun flower cakes, NC= nug cake \* = no data.

## CONCLUSION

### Suggestion and Recommendations in Future Priorities

The Government as well as any private investors and non-governmental organization should assist the factories by-products to arrive to the smallholder income owning farmers and sold their by-products with a reasonable price through subsidizing the cost so as the those farmers would get a good income and could improve their way of life. The brewery grain should dried the by-products to the standard of livestock feeding practice, so that the feed would have a specific feed ingredients and could clearly give the feed quality information to their customary. The Government should establish farmers' cooperative the way that those farmers and individual small holder would contribute their animal products to the cooperatives according to their quantitative products hence each individual contributor would get a better income by changing the products in different forms of salable products and sold with a better price to their customers. The Government should design and make access to use any alternative electric power to cook their food rather than using any wood materials and various oil seed cakes in the area.

Any factory owners or private livestock investors and other academicians should make analysis on the bases of nutritional values of the different Agro-industrial by-products as they could make a sort of promotion about the quality of their products and would get a better price and income. Each individual factory owners and Government increase the production potential of the by-products through by decreasing and reduced the tax and eradicate value adding tax (VAT) from the food processing industries and reduced importing of palm oils the country respectively. Therefore, the individual factory processor would increase the production potential of the factory.

## DECLARATIONS

### Acknowledgements

I would like to acknowledge those all the factory owners, factory managers who were actively participated during the interviewing process in the study period. Finally my appreciation goes to the Sustainable Resources Management Program of North Gondar zone (SRMP-NG) for its financial support for this research work.

### Authors' Contribution

I contribute on data analysis and the write up of the manuscript and the second authors was participated on data collection and gathering information for this paper.

### Conflict of Interests

The authors have not declared any conflict of interests.

## REFERENCES

- ARC (Agricultural Research Council) (1984). The protein requirements of ruminant livestock. Agr. Res. Council, London, England.
- Calo II (1997). Supplementary feeding. In: Proceedings of the third Scientific Conference of the Tanzania Soc. Anim. Prod.
- Central Statistics Authority (CSA) (2006). Agency, Federal Democratic Republic of Ethiopia Agricultural Sample Survey 2006/07, volume II, Report on livestock and livestock characteristics. Statistical Bulletin 388. Addis Ababa, Ethiopia. pp. 9-10: 25-27.
- Hatchson D (2006). Dairy Beef Production Manual. Ethiopian Sanitary and Phytosanitary Energy Agency (IAEA) in Zambia. University of Reading, Reading, United Kingdom.
- Food and Agriculture Organization (FAO) (1997). FAO Year book Production. Vol. 51. FAO feed for ruminants: (eds. A.N. said and B. Dzowela). Overcoming constraints to efficient First-and Second-year Calves on Trichostrongylid Infections in Lithuania. Vet.
- ILDLP (Integrated Livestock Development Program) (2002). A livestock population survey.
- Jaetzold R and Schmidt H (2006). Farm Management Handbook of Kenya 2nd Edition.
- Kabirizi J, Mpairwe D and Mutetikka D (2004). Testing forage legume technologies with smallholder dairy farmers: a case study of Masaka district, Uganda. Uganda J. Agr. Sci., 9: 914-921.

- Lanyasunya TP, Rong H, Abdulrazak SA and Mukisira EA (2006). Effect of Supplementation on Performance of Calves on Smallholder Dairy Farms in Bahati Division of Nakuru District, Kenya. *Pakistan J. Nutr.*, 5.
- Lukuyu BA, Kitalyi A, Franzel S, Duncan A and Baltenweck I (2009). Constraints and options to enhancing production of high quality feed in dairy production in Kenya, Uganda and Rwanda. ICRAF Working Paper no. 95. Nairobi, Kenya: World Agroforestry Centre.
- Malede B and Mastewal B (2012). Role of Seeding Rates and Cutting Stages on Yield and Quality of forage. LAP Lambert Academic Publishing, Germany. ISBN 978-3-659-25690-5, pp. 47-55.
- Methu JN (1998). Strategies for the utilization of maize Stover and thinning as a dry season feed for dairy cows in Kenya. PhD thesis, University of Reading, UK. 298 pp.
- Nansen P, Steffan P, Monrad J, Grønvold J and Henriksen SA (1990). Effects of separate and mixed grazing on trichostrongylosis in first- and second-season grazing calves. *Veterinary Parasitology*, 36(3-4): 265-376.
- Owen E and Aboud AAO (1998). Practical problems of feeding crop residues. Plant breeding and the nutritive value of crop residues, (Reed JD, Capper BS, Neate PJH (Eds.) ILCA, Addis Ababa, 133-156.
- Sanford J and Ashly S (2008). IGAD Livestock Policy Initiative: Livestock Livelihoods and Institutions in the IGAD region. IGAD LPI Working paper No. 10-08.
- Sarkunas M, Nansen P, Hansen JW and Paulikas V (2004). Effects of Mixed Grazing of First- and Second-year Calves on Trichostrongylid Infections in Lithuania. *Veterinary Research Communications*. Vol 24, Num 2.
- Smith T, Manyuchi B and Mikayiyi S (1990). Legume supplement of maize Stover as a Standards and Livestock Meat Marketing Program. Statistics Series No.142. Rome, Italy.
- The Tanzania Society of Animal Production. Utilization of agricultural by-products as animal Feed. ILAC, Addis Ababa. Pp. 218-231.
- Withman PC, Warding SS, Wallis EC and Brucc R (1990). *Tropical Pasture Science*. Oxford Univ., London, England, WOA-G (2006).

# DAIRY TECHNOLOGY ADOPTION IN SMALL HOLDER FARMER IN AND AROUND GONDAR TOWN, AMHARA REGION, ETHIOPIA

Demissie CHANIE✉, Loza MINWAGAW, Esuyawukal TESFAYE and Marye YIBLET

University of Gondar, College of Veterinary Medicine and Animal Science, P.O. Box 196, Gondar, Ethiopia

✉Email: demissie23@gmail.com, demissie.chanie@uog.edu.et

**ABSTRACT:** The study was conducted in and around Gondar town Zone of Amhara regional state, North Gondar, Ethiopia to assess the dairy technology adoption practice in small holder farmer. A total of 40 Households (HHs) were randomly selected. Questioner was developed and a survey was conducted on the selected HHs pertaining dairy technology and adoption practice. The gathered data was summarized and analyzed by using SPSS 20. The result revealed that 85 % of respondents do not adopt different dairy technologies. Most of the households in the study area were using indigenous dairy cattle breeds. The proportion of cattle's owned by respondents were  $4.45 \pm 2.253$ ,  $0.7 \pm 2.366$  and for indigenous, Exotic and cross breed, respectively. Despite the largest concern was given for male households, females also involved in cow management, milking activities aiming for milk consumption and income generation. Almost all farmers in the study area provided house for cattle, and about 42.5 % of the respondents indicated that loose housing system is widely used in the area. Ration formulation based on scientific standard was not common in the study area. From the interviewed households, 50 % of respondents were practicing mixing of different feed stuffs which is taken as formulation. All of the households in the study area neglects urea molasses block making and silage making technologies. In general the level of technology adoption by smallholder farmers is still unsatisfactory. Therefore, the government and extension agent should give emphasis on improving dairy technology and its adoption in small holder farmer through continuous training on how to utilize improved feeding, artificial insemination, improved housing and health care technologies.

**Keywords:** Adoption, Dairy Cattle, Smallholder, Technology

ORIGINAL ARTICLE  
 pii: S222877011800006-8  
 Received 12 Dec. 2017  
 Accepted 15 Mar. 2018

## INTRODUCTION

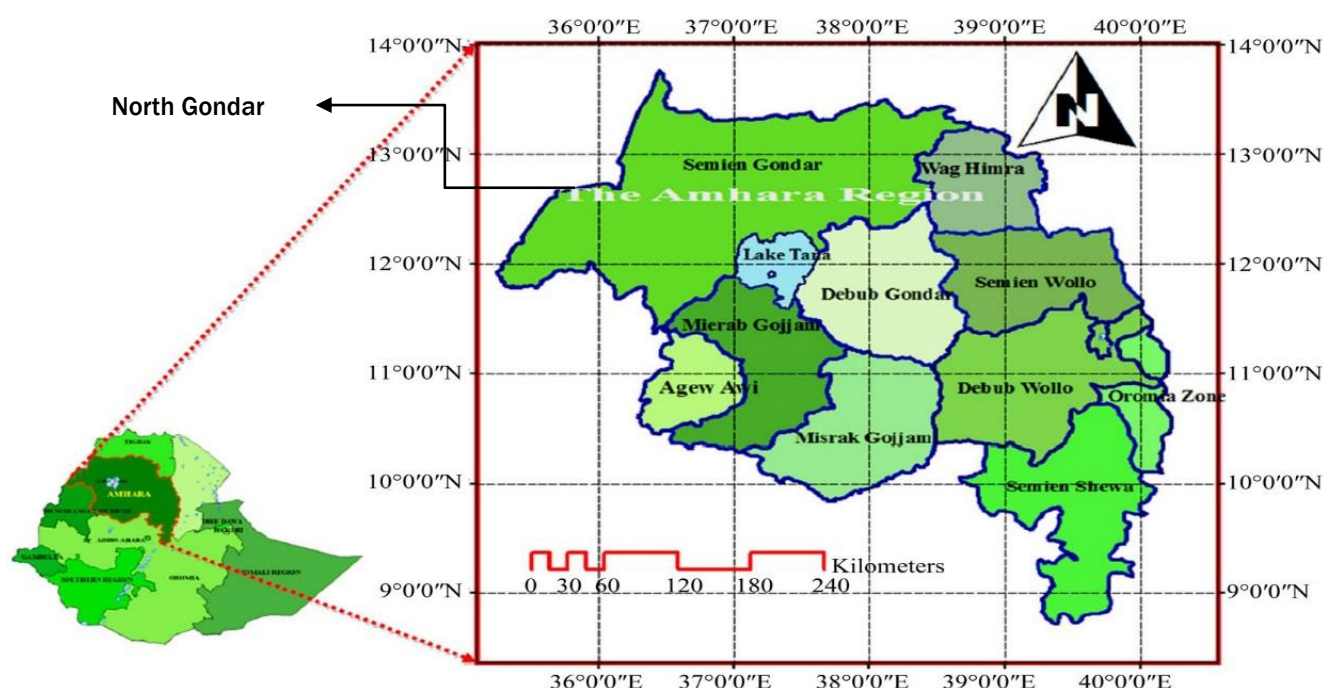
Dairy development in developing countries has played a major role in increasing milk production, improving income level in rural areas, generating employment opportunities and improving the nutritional standards of the people especially for small and marginal farmers (Uddin et al., 2010). Ethiopia has large cattle population estimated at 56.71 million heads out of which 98.66 percent of the total cattle in the country are local breeds (CSA, 2015). The remaining are hybrid and exotic breeds that accounted for about 1.19 percent and 0.14 percent, respectively (CSA, 2015). In Ethiopia, dairy production is mainly of subsistent type largely based on indigenous breeds of cattle. Currently, demand for dairy products in the country exceeds supply, which is expected to induce rapid growth in the dairy sector (Haese et al., 2007). The factor which contributed to the demand is increased urbanization and expected growth in incomes (Ahmed et al., 2004). Though the country has one of the largest livestock populations in Africa, per capita consumption of milk (17 kg per year) is much lower than the average for Africa (26 kg per year) (Alemu et al., 2000). The dairy technologies encompass the use of crossbred animals, improved feed technology and improved management (Mohamed et al., 2004). The dairy sector in the Ethiopian highlands is characterized by subsistence oriented production, low use of technological inputs and underdeveloped markets for inputs, services and outputs (Ahmed et al., 2004). The use of improved cross breed cows is limited and about 81% of the total annual milk production is accounted by low yielding indigenous cattle (FAOSTAT, 2014). Most development and

research projects in dairying where conducted within and/or around Addis Ababa milk shed (Yigrem et al., 2008). In and Around Gondar town, the practical application of dairy technologies like feeding, breeding and artificial insemination and the constraints associated with its application were not investigated by researchers. Since the above factors have not been studied in the study areas; there was a need to assess dairy technology adoption by smallholder farmer. Therefore, this study were undertaken to assess the dairy technology adoption practice in small holder farmer for fill the existing information gap in the area.

## MATERIAL AND METHODS

### Description of the study area

The study was conducted in and around Gondar Town, the capital of North Gondar administrative zone, is located in Amhara national regional state 738 km away from Addis Ababa, the capital city of Ethiopia, in the North West direction. The town is found at latitude of 12.3-13.8°N, at a longitude of 35.3-35.7°E and at 2200m a.m.s.l. The annual mean minimum and maximum temperature of the area vary between 12.3-17.7°C and 22-30°C respectively with an annual average temperature of 19.7°C. The region receives a bimodal rainfall, the average annual precipitation being about 1000mm that comes from the long and short rainy seasons. The short rainy season occur during the months of March, April and May and while the long ones extend from June to September (CSA, 2015).



**Figure 1 - Map of the study area**

### Study design

A cross- sectional study was conducted to address this research aim. The primary data had been collected from household survey through semi-structured questionnaires and observation. Annual reports of the Keble, books and magazine were used as a secondary data sources. Data were check for accuracy and coded.

### Sampling methods and sample size

The study was conducted in Gondar district particularly with in four PAs were selected randomly from the whole peasant association (PAs). Finally ten households were selected purposively from each PAs based on the presence of dairy farmers to achieve reliable data.

### Statistical Analysis

The processed data were analyzed by using statistical package for social science (SPSS version 20). Descriptive statistics such as percentage, mean, were used to analyze the data quantitatively and it was presented using tables and figures. On the other hand, the data gathered through personal observation was organized according to them and analyze qualitatively to strengthen data obtain from house hold survey.



## RESULTS AND DISCUSSION

### Demography, occupation and education level of the respondent

Sex, Age group, marital status, occupation, educational background and religion of the respondents in the study area are presented in Table 1. In the study area, the majority of households were male headed (75.5%) while the rest (25.5%) were females. In line with this, Tesema et al. (2009) found that about 91.11%, 8.89% were male and female who involved in dairy production respectively in his study. In contrast to this, according to the study conducted in Dejen district, female participants in dairy production were lower (35 %) (Mekonnen et al., 2006). The majority (45%) of the respondents in the study area were found to be literate (6-12), and only small proportion (17.5% of households were illiterate. The religion of 95.5% of respondents was orthodox and the remaining 2.5% were Muslim.

### Purpose of keeping dairy cows

The main aim of producing dairy cows in the study area is for milk production which accounts 65% and the rest 35% of households produce cows for sale as income generation (Figure 2). In Agreement with this finding, Gebrekidan et al. (2012) indicated that the aim of dairy production in Tigray region was for milk production which accounts 50 % followed by saving as a live animal which accounts 48%, respectively.

### Cattle ownership in the study area

The mean livestock holding in the study area are given in Table 2. The average number of livestock population per house  $10.83 \pm 4.54$  animals. This result is relatively higher than results reported by Chanie et al. (2015) who indicated that the average cattle number per household in Enebe Sar Mmidir district is  $4.43 \pm 0.19$ . Among cattle groups assessed in the study area,  $2.10 \pm 2.352$ ,  $0.7 \pm 2.366$  and  $4.45 \pm 2.253$  was the proportion of cross breed, exotic breed and indigenous breed, respectively. Indigenous breeds which are known with their low productive and reproductive potential are dominant than other improved dairy breeds in the study area. Typical indigenous and cross breed cows while they are in feeding situation is shown in Figure 3.

### Technology adoption rate

The proportion of dairy technology adoption and reasons for resistance to technology adoption is presented in Table 3. Most small holder farmers were non adopter in technology adoption 85% and the remaining 15% adopter. A large number of dairy farmers are almost ignorant about improved technology practices and the production system by most of the household is yet traditional. In line with this, Adopters of all improved breeding, feeding, and housing systems achieve improved dairy production than do non-adopters this supported in US (Khanal et al., 2010).

### Housing of Dairy Cows

Type of house and housing management of dairy cattle in and around Gondar Town is presented in Figure 4. About 42.5% of the respondents reported to have loose house and about 40% of tie stall, 17.5% of free stall house.

**Table 1. Demographic characteristics of households in the study area**

Variables	Categories	Frequency	Percent (%)
Sex	Male	29	75.5
	Female	11	25.5
Age	19-65	35	87.5
	Above 65	5	12.5
Marital status	Single	9	22.5
	Married	25	62.5
	Widowed	6	15
Occupation	Farmer	14	35.0
	Student	2	5
	Trader	16	40
	Unemployed	4	10
	Employee	4	10
Education level	Illiterate	7	17.5
	Literate(1-6)	14	32.5
	Literate(6-12)	18	45
	Literate university	1	2.5
Religion	Orthodox	39	97.5
	Muslim	1	2.5
Total		40	



Figure 2. Purpose of keeping dairy cows

Table 2 - Cattle ownership in study area

Cattle Types	Mean	Standard deviation
Number of cross breed	2.10	2.351
Number of exotic breed	0.7	2.366
Number of indigenous breed	4.45	2.253
Number of bulls	0.82	1.01
Number of calves	2.78	0.92
Total number of cattle	10.83	4.54



Figure 3 - Typical indigenous and cross breed cows in the study area

Table 3 - Technology adoption by households

Variables		Frequency	Percent (%)
Technology adoption	Adopters	6	15
	Non adopters	34	85
Reason for resistance to TA	Lack of awareness	6	17.6
	Lack of extension agent	14	41.17
	Lack of resource	4	11.76
	All	10	29.41

TA = Technology adoption

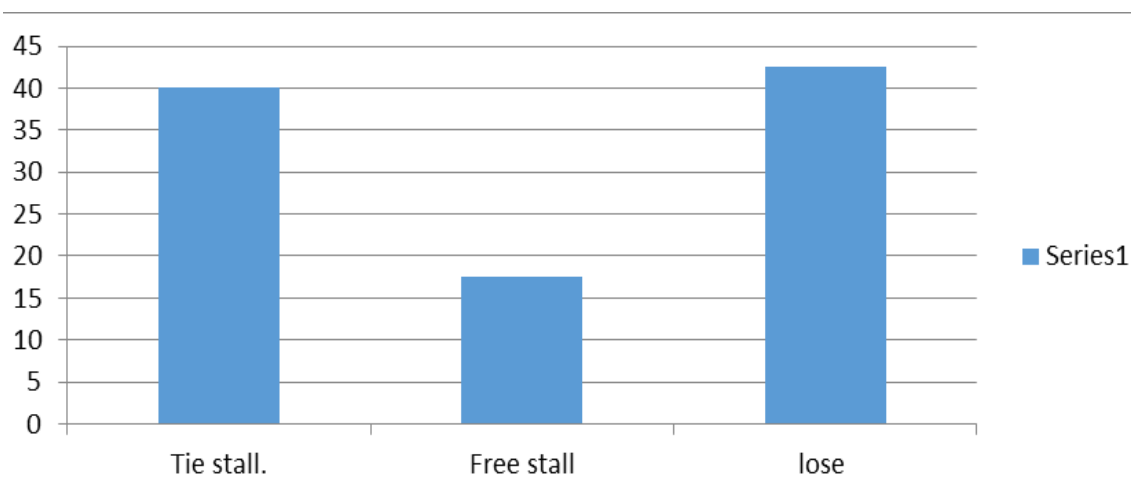


Figure 4 - Types of housing

### Breeding Practice of Dairy Cows

The application of artificial insemination technology for improving the reproductive and productive performance of cows in the study area is still low the level of technology adoption by smallholder farmers is still unsatisfactory. Most of the smallholder farmer 57% uses natural mating, 20% use artificial insemination and the remaining 22.5% used both natural mating and artificial insemination. Similarly, application of important dairy technologies like AI, Improved forage development and vaccination of animals was found to be low in the previous studies conducted in Kenya and Ethiopia (Kebebe et al., 2016). Provision of veterinary service and artificial insemination technologies in Ethiopia is very limited and the system is very poor (Ayele et al., 2012; Tegegne et al., 2010).

### Feeds and Feeding System of Dairy Cows

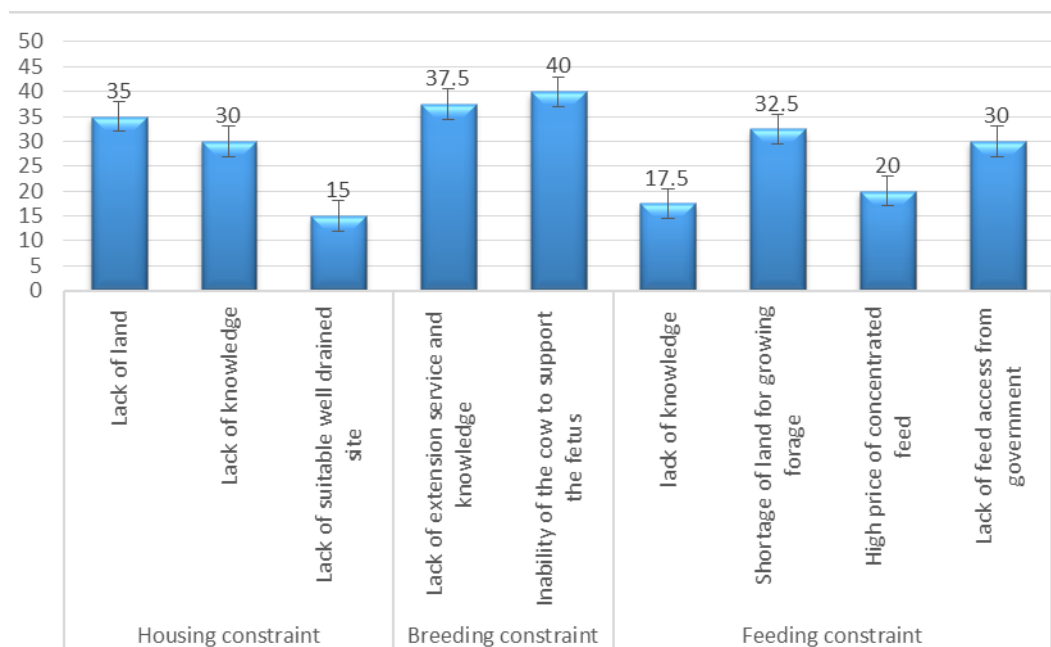
The result of feeding system in the study area is indicated in Table 5. Among interviewed households, 17.5% of the respondents have experience on growing improved forage around their home while adoption of different varieties of forage is not practiced by the majority (82.5 %) of the households in the study area. Mixing of different feedstuffs which is considered as ration by households was practiced by 50% of respondents. But the ration might not be in line with scientific standard as it misses nutrient values of feeds and the requirement of the animals, it is done by estimation. Physical treatment of feeds like cooping was found to be the most (92.5%) common practices by households in the study area but treating feeds by chemicals like urea was not totally adopted by farmers. The urea molasses block making as a mineral supplement for improving the performance of animal was totally ignored by households in the study area. Silage making as a mechanism for feed conservation was not also adopted by all farmers in the study area. Free grazing with supplementation of some feeds at night and morning was found to be common in the study area.

### Major Constraints of Dairy Technology Adoption

The major constraints of dairy technology adoption on housing, feeding and breeding are presented on Figure 5. The major constraint of adopting scientific knowledge regarding housing was lack of land (35%), lack of knowledge (30%) and lack of suitable well drained site. In line with this result lack of land for dairy production activities was mentioned as a major constraint of dairy production in Jimma town of oromia region (Belay, 2011). On the other hand, the major problem of adopting breeding technologies were lack of extension service and knowledge to detect heat and to inseminate animals (37.5%), and inability to support the fetus (40%) were the two major constraints. The major problems concerning on feeds and feeding technologies were shortage of land for growing forages (32.5%), lack of feed access from government (30%), high price of concentrated feed to formulate balanced ration (20%) were the three major constraints. In line with this, Asaminew and Eyasu (2009) reported that the major problem in feeds and feeding of dairy cow in Bahirdar Zuria and Mecha district is lack of feeds which accounts 38.9 % from the respondents. According to our findings, there are so many factors that affect dairy technology adoption. The major problem in all aspects of dairy technology adoption lies on lack of awareness (Knowledge) which is the result of poor extension service by experts. In line with this finding, Chagunda et al. (2006) reported that lack of knowledge was one of the main reasons for not adopting performance recording in smallholder farms in Malawi.

**Table 4 - Forage development, feeding system and feed treatment practice**

Indicators		Frequency	Percent (%)
Experience on Growing of improved forage		7	17.5
Give formulated ration for dairy cows and calving cows		20	50
Ration formulation basis	Based on body weight	3	7.5
	Based on breed	3	7.5
	Based on age	2	5
	Randomly	12	30
Feed treatment	Physical treatment	37	92.5
	Chemical treatment	37	92.5



**Figure 5 - Major constraints of dairy technology adoption.**

## CONCUSION AND RECOMMENDATION

It could be concluded that the level of technology adoption related with feeding technologies, Breeding technologies, better housing, health care activities by smallholder farmers is still unsatisfactory. Especially implementation of urea molasses block technology as a supplement to improve milk productive performance of cows is neglected by farmers in the area. Besides, the practice of improved forage development strategies and treatment of feed is also very low in the area. The main reasons for resistance according to the respondents were lack of knowledge, extension service, and limited resource. Among the technologies observed in the area keeping of cows independently in Tie stall housing system was found to be better compared to other technologies. Among the constraints in the study area, Lack of knowledge was found to be the common hindering factor for adoption of dairy technologies related with housing, feeding and breeding. The knowledge gap on advantages of technologies could be a major problem for the loss of interest by small holder farmers for accepting new technologies related with dairy improvement in the study area. Introducing different dairy technologies should be supported with a continuous training or technical backup on how to manage and utilize the technology as well. Dairy technology input and/or service providers should undertake follow ups to identify possible problems and/or evaluate the use and benefits of the interventions.

## DECLARATIONS

### Acknowledgements

The authors would like to thank smallholder dairy farmers in and around Gondar for providing valuable information to the work.

## Author's Contribution

All authors contributed equally to this work.

## Competing Interest

The authors declare that they have no competing interests.

## REFERENCE

- Ahmed, MM, Bezabih Emana MA, Jabbar F, Tangka and Ehui S (2004). Economic and nutritional endometritis in repeat breeder dairy cows. *Theriogenology* 74 (7): 1271-1278.
- Asaminew and Eyasu (2009). Smallholder dairy system and emergency of dairy cooperatives in Bahir dar Zuria and Mecha Wore das, northern, Ethiopia. *World J. Dairy and Food Sci.*, 4(2): 185-192.
- Ahmed MM, Ehui S, and Assefa Y (2004). Dairy development in Ethiopia. Socioeconomics and Policy Research Working paper 58. ILRI (International Livestock Research Institute) Nairobi. Kenya. 47P.
- Alemu GW, Aemayehu M, Sendros D, Seyoum B, and Alemu T (2000). Status of dairy research in Ethiopia. In: Proceeding of a workshop on the role of village dairy co-operatives in dairy development: prospects for improving dairy in Ethiopia, SDDP, MoA, Addis Ababa, Ethiopia
- Ayele S, Duncan A.J, Larbi A. and Truong K T (2012). Enhancing innovation in livestock value chains through networks: Lessons from fodder innovation case studies in developing countries, *Science and Public Policy*, 39, 333–346
- Belay D, Yisehak K, Geert PJJ, (2011). Analysis of constraints facing urban dairy farmers and gender responsibility in animal management in Jimma Town. *Af J Basic Appl Sci.*; 3:313–318.
- Chagunda M G G, Msiska A C M, Wollny C B A, Tchale H and Banda J W (2006). An analysis of smallholder farmers' willingness to adopt dairy performance recording in Malawi. *Livestock Research for Rural Development. Volume 18, Article #66*. Retrieved December 26, 2017, from <http://www.lrrd.org/lrrd18/5/chag18066.html>
- Central Statistical Agency (CSA) (2015). Agricultural sample survey. Report on livestock and livestock characteristics. The Federal Democratic republic of Ethiopia, Central Statistical Agency (CSA). Private Peasant Holdings. Statistical Bulletin 578 Addis Ababa, Ethiopia, March, 2015
- Chanie D, Mekuriaw Z, Taye M (2015). Husbandry Practices and Pre-Weaning Growth Performance of Goats. first edited by Soble; LAMBERT Academic Publishing., ISBN: 978-3- 659-80220-1
- FAOSTAT (2014). FAOSTAT database. Food and Agriculture Organization of the United Nations, Rome, Italy.
- Gebrekidan TW, Zeleke M Gangwar SK (2012). Socio-economic characteristics and Purpose of keeping dairy cattle in Central zone of Tigray, Northern Ethiopia. *I.J.A.B.R.*, VOL. 2(2) 2012: 256-265
- Haese M D Francesconi G N and Ruben R (2007). Network management for dairy productivity and quality in Ethiopia Development Economics Group, Wageningen University, Hollandseweg 1, 6706 KN, Wageningen, The Netherlands.
- Kebebe EG, Oosting SJ, Baltenweck I, and Duncan AJ (2017). Characterization of adopters and non-adopters of dairy technologies in Ethiopia and Kenya. *Trop Anim Health Prod*, DOI 10.1007/s11250-017-1241-8
- Khanal AR, Gillespie J and MacDonald J (2010). Adoption of technology, management practices, and production system in US milk production. *J. Dairy Sci.* 93: 6012-6022.
- Mekonnen H, Dehninet G, Kelay B (2009). Dairy technology adoption in small holder farms in 'Dejen' District, Ethiopia. Published online 9/8/09 @ springer science +Business media.
- Mohamed AM, Ahmed SE and Yemesrach A (2004). Dairy development in Ethiopia. EPTD discussion paper No. 123, International Food Policy Research Institute, Washington, DC, USA.
- Tegegne A, Gebremedhin B, and Hoekstra D (2010). Livestock input supply and service provision in Ethiopia: Challenges and opportunities for market-oriented development. 2010, (International Livestock Research Institute, Nairobi, Kenya)
- SPSS, 2015 (Statistical Package for Social Science for Window), Version 20.0.
- Yigrem S, Beyene F, Tegegne A and Gebremethin B (2008). Dairy production, processing and marketing system of Shashemene- Dilla area. South Ethiopia.
- Uddin MM, Sultana MN, Ndambi OA, Hemme T and Peters KJ (2010). A farm economic analysis in different dairy production systems in Bangladesh. *Livestock Research for Rural Development*. 22: 122.



Manuscripts as Original Research Paper, Review, Short Communication and Case Reports and are invited for rapid peer-review publishing in the *Online Journal of Animal and Feed Research* (ISSN 2228-7701).

Papers can be in any relevant fields of Animal Sciences (Animal Nutrition, Physiology, Reproduction, Genetics and Breeding, Behavior, Health, Husbandry and its economic, Animal products and Veterinary medicines of domestic animals) and relative topics. The journal does encourage papers with emphasis on the nutritive value and utilization of feeds that is depended to methods of Improvement, Assessment, Conserving and Processing feeds, Agronomic and climatic factors, Metabolic, Production, Reproduction and Health responses to dietary inputs (e.g., Feeds, Feed Additives, Specific Feed Components, Mycotoxins). Also, Mathematical models relating directly to animal-feed interactions, Analytical and experimental methods for Feed Evaluation as well as Animal Production studies with a focus on Animal Nutrition that do have link to a feed (Food Science and Technology) are acceptable relative topics for OJAFR.

## Submission

The manuscripts should be submitted using our [online](#) submission system. For facile submission, please embed all figures and tables at the end of the manuscript to become one single file for submission. Once submission is complete, the system will generate a manuscript ID and password sent to author's contact email. If you have any difficulty in submitting the manuscript, kindly send via email: [editors@ojafr.ir](mailto:editors@ojafr.ir). All manuscripts must be checked (by English native speaker) and submitted in English for evaluation in totally confidential and impartial way.

### Supplementary information:

Author guidelines are specific for each journal. Our MS Word template can assist you by modifying your page layout, text formatting, headings, title page, image placement, and citations/references such that they agree with the guidelines of journal. If you believe your article is fully edited per journal style, please use our [Word template](#) before submission. Supplementary materials may include figures, tables, methods, videos, and other materials. They are available online linked to the original published article. Supplementary tables and figures should be labeled with a "S", e.g. "Table S1" and "Figure S1". The maximum file size for supplementary materials is 10MB each. Please keep the files as small as possible to avoid the frustrations experienced by readers with downloading large files.

### Submission to the Journal is on the understanding that:

1. The article has not been previously published in any other form and is not under consideration for publication elsewhere;
2. All authors have approved the submission and have obtained permission to publish work.
3. Researchers have proper regard for conservation and animal welfare considerations. Attention is drawn to the '[Guidelines for the Treatment of Animals in Research and Teaching](#)'. Any possible adverse consequences of the work for populations or individual organisms must be weighed against the possible gains in knowledge and its practical applications. If the approval of an ethics committee is required, please provide the name of the committee and the approval number obtained.

### Ethics Committee Approval

Experimental research involving human or animals should have been approved by author's institutional review board or ethics committee. This information can be mentioned in the manuscript including the name of the board/committee that gave the approval. Investigations involving humans will have been performed in accordance with the principles of [Declaration of Helsinki](#). And the use of animals in experiments will have observed the *Interdisciplinary Principles and Guidelines for the Use of Animals in Research, Testing, and Education* by the New York Academy of Sciences, Ad Hoc Animal Research Committee. If the manuscript contains photos or parts of photos of patients, informed consent from each patient should be obtained. Patient's identities and privacy should be carefully protected in the manuscript.

## Presentation of the article

### Main Format:

First page of the manuscripts must be properly identified by the title and the name(s) of the author(s). It should be typed in Times New Roman (font sizes: 12pt in capitalization for the title and the main text, double spaced, in A4 format with 2cm margins. All pages and lines of the main text should be numbered consecutively throughout the manuscript. The manuscript must be saved in a .doc format, (not .docx files). Abbreviations in the article title are not allowed except the well-known ones.

### Manuscripts should be arranged in the following order:

- a. TITLE (brief, attractive and targeted);
- b. Name(s) and Affiliation(s) of author(s) (including post code) and corresponding E-mail;
- c. ABSTRACT;
- d. Key words (separate by semicolons; or comma,);
- e. Abbreviations (used in the manuscript);
- f. INTRODUCTION;
- g. MATERIALS AND METHODS;
- h. RESULTS;
- i. DISCUSSION;
- j. CONCLUSION;
- k. Acknowledgements (if there are any);
1. REFERENCES;
- m. Tables;
- n. Figure captions;
- o. Figures;

The sections "RESULTS AND DISCUSSION" can be presented jointly.

The sections "DISCUSSION AND DISCUSSION" can be presented jointly.

## Article Sections Format:

**Title** should be a brief phrase describing the contents of the paper. Title Page should include full names and affiliations of the author(s), the name of the corresponding author along with phone and e-mail information. Present address(es) of author(s) should appear as a footnote.

**Abstract** should be informative and completely self-explanatory, briefly present the topic, state the scope of the experiments, indicate significant data, and point out major findings and conclusions. The abstract should be 150 to 300 words in length. Complete sentences, active verbs, and the third person should be used, and the abstract should be written in the past tense. Standard nomenclature should be used and abbreviations should be avoided. No literature should be cited.

Following the abstract, about 3 to 7 **key words** should be listed.

**Introduction** should provide a clear statement of the problem, the relevant literature on the subject, and the proposed approach or solution. It should be understandable to colleagues from a broad range of scientific disciplines.

**Materials and Methods** should be complete enough to allow experiments to be reproduced. However, only truly new procedures should be described in detail; previously published procedures should be cited, and important modifications of published procedures should be mentioned briefly. Capitalize trade names and include the manufacturer's name and address. Subheadings should be used. Methods in general use need not be described in detail.

**Results** should be presented with clarity and precision. The results should be written in the past tense when describing findings in the author(s)'s experiments. Previously published findings should be written in the present tense. Results should be explained, but largely without referring to the literature. Discussion, speculation and detailed interpretation of data should not be included in the results but should be put into the discussion section.

**Discussion** should interpret the findings in view of the results obtained in this and in past studies on this topic. State the conclusions in a few sentences at the end of the paper. The Results and Discussion sections can include subheadings, and when appropriate, both sections can be combined.

**Conclusion** should be brief and tight, providing a few specific tasks to accomplish: 1-Re-assert/Reinforce the Thesis; 2-Review the Main Points; 3- Close Effectively. The Conclusion section should not be similar to the Abstract content.

**Declarations** including Ethics, Consent to publish, Competing interests, Authors' contributions, and Availability of data and materials are necessary.

**Acknowledgments** of persons, grants, funds, etc should be brief.

**Tables** should be kept to a minimum and be designed to be as simple as possible. Tables are to be typed double-spaced throughout, including headings and footnotes. Each table should be on a separate page, numbered consecutively in Arabic numerals and supplied with a heading and a legend. Tables should be self-explanatory without reference to the text. The details of the methods used in the experiments should preferably be described in the legend instead of in the text. The same data should not be presented in both table and graph forms or repeated in the text.

**The Figure** legends should be typed in numerical order on a separate sheet. Graphics should be prepared using applications capable of generating high resolution GIF, TIFF, JPEG or PowerPoint before pasting in the Microsoft Word manuscript file. Use Arabic numerals to designate figures and upper case letters for their parts (Figure 1). Begin each legend with a title and include sufficient description so that the figure is understandable without reading the text of the manuscript. Information given in legends should not be repeated in the text.

## Declarations section - Please include declarations heading

Please ensure that the sections: Ethics (and consent to participate), Consent to publish, Competing interests, Authors' contributions, and Availability of data and materials are included at the end of your manuscript in a Declarations section.

### Consent to Publish

Please include a 'Consent for publication' section in your manuscript. If your manuscript contains any individual person's data in any form (including individual details, images or videos), consent to publish must be obtained from that person, or in the case of children, their parent or legal guardian. All presentations of case reports must have consent to publish. You can use your institutional consent form or our consent form if you prefer. You should not send the form to us on submission, but we may request to see a copy at any stage (including after publication). If your manuscript does not contain any individual person's data, please state "Not applicable" in this section.

### Authors' Contributions

For manuscripts with more than one author, OJAfr require an Authors' Contributions section to be placed after the Competing Interests section. An 'author' is generally considered to be someone who has made substantive intellectual contributions to a published study. To qualify as an author one should 1) have made substantial contributions to conception and design, or acquisition of data, or analysis and interpretation of data; 2) have been involved in drafting the manuscript or revising it critically for important intellectual content; and 3) have given final approval of the version to be published. Each author should have participated sufficiently in the work to take public responsibility for appropriate portions of the content. Acquisition of funding, collection of data, or general supervision of the research group, alone, does not justify authorship. We suggest the following format (please use initials to refer to each author's contribution): AB carried out the molecular genetic studies, participated in the sequence alignment and drafted the manuscript. JY carried out the immunoassays. MT participated in the sequence alignment. ES participated in the design of the study and performed the statistical analysis. FG conceived of the study, and participated in its design and coordination and helped to draft the manuscript. All authors read and approved the final manuscript. For authors that equally participated in a study please write '**All/Both authors contributed equally to this work.**' Contributors who do not meet the criteria for authorship should be listed in an acknowledgements section.

### Competing Interests

Competing interests that might interfere with the objective presentation of the research findings contained in the manuscript should be declared in a paragraph heading "Competing interests" (after Acknowledgment section and before References). Examples of competing interests are ownership of stock in a company, commercial grants, board membership, etc. If there is no competing interest, please use the statement "The authors declare that they have no competing interests." *Online Journal of Animal and Feed Research* adheres to the definition of authorship set up by the International Committee of Medical Journal Editors (ICMJE). According to the ICMJE authorship criteria should be based on 1) substantial contributions to conception and design of, or acquisition of data or analysis and interpretation of data, 2) drafting the article or revising it critically for important intellectual content and 3) final approval of the version to be published. Authors should meet conditions 1, 2 and 3. It is a requirement that all authors have been accredited as appropriate upon submission of the manuscript. Contributors who do not qualify as authors should be mentioned under Acknowledgements.

### Change in authorship

We do not allow any change in authorship after provisional acceptance. We cannot allow any addition, deletion or change in sequence of author name. We have this policy to prevent the fraud.

### Acknowledgements

We strongly encourage you to include an Acknowledgements section between the Authors' contributions section and Reference list. Please acknowledge anyone who contributed towards the study by making substantial contributions to conception, design,

acquisition of data, or analysis and interpretation of data, or who was involved in drafting the manuscript or revising it critically for important intellectual content, but who does not meet the criteria for authorship. Please also include their source(s) of funding. Please also acknowledge anyone who contributed materials essential for the study.

Authors should obtain permission to acknowledge from all those mentioned in the Acknowledgements. Please list the source(s) of funding for the study, for each author, and for the manuscript preparation in the acknowledgements section. Authors must describe the role of the funding body, if any, in study design; in the collection, analysis, and interpretation of data; in the writing of the manuscript; and in the decision to submit the manuscript for publication.

#### Data Deposition

Nucleic acid sequences, protein sequences, and atomic coordinates should be deposited in an appropriate database in time for the accession number to be included in the published article. In computational studies where the sequence information is unacceptable for inclusion in databases because of lack of experimental validation, the sequences must be published as an additional file with the article.

## References

An OJAFR reference style for [EndNote](#) may be found [here](#).

1. All references to publications made in the text should be presented in a list with their full bibliographical description.
2. In the text, a reference identified by means of an author's name should be followed by the date of the reference in parentheses. When there are more than two authors, only the first author's surname should be mentioned, followed by 'et al'. In the event that an author cited has had two or more works published during the same year, the reference, both in the text and in the reference list, should be identified by a lower case letter like 'a' and 'b' after the date to distinguish the works.
3. References in the text should be arranged chronologically (e.g. Kelebeni, 1983; Usman and Smith, 1992 and Agindotan et al., 2003). 'et al.' should not be italic. The list of references should be arranged alphabetically on author's surnames, and chronologically per author. If an author's name in the list is also mentioned with co-authors, the following order should be used: Publications of the single author, arranged according to publication dates - publications of the same author with one co-author - publications of the author with more than one co-author. Publications by the same author(s) in the same year should be listed as 1992a, 1992b, etc.
4. Names of authors and title of journals, published in non-Latin alphabets should be transliterated in English.
5. A sample of standard reference is "1th Author surname A, 2th Author surname B and 3th Author surname C (2013). Article title should be regular, in sentence case form, and 9 pt. Online Journal of Animal and Feed Research, Volume No. (Issue No.): 00-00." (Journal titles should be full and not italic.)
6. If available please add DOI numbers or the link of articles at the end of each reference.

#### Examples (at the text):

Abayomi (2000), Agindotan et al. (2003), (Kelebeni, 1983), (Usman and Smith, 1992), (Chege, 1998; Chukwura, 1987a,b; Tijani, 1993,1995), (Kumasi et al., 2001).

#### Examples (at References section):

##### a) For journal:

Lucy MC (2000). Regulation of ovarian follicular growth by somatotropin and insulin- like growth factors in cattle. *Journal of Dairy Science*, 83: 1635-1647.

Kareem SK (2001). Response of albino rats to dietary level of mango cake. *Journal of Agricultural Research and Development*, Pp. 31-38.

Chikere CB, Omoni VT and Chikere BO (2008). Distribution of potential nosocomial pathogens in a hospital environment. *African Journal of Biotechnology*, 7: 3535-3539.

##### b) For symposia reports and abstracts:

Cruz EM, Almatar S, Aludul EK and Al-Yaout A (2000). Preliminary Studies on the Performance and Feeding Behaviour of Silver Pomfret (*Pampus argentens euphrasen*) Fingerlings fed with Commercial Feed and Reared in Fibreglass Tanks. *Asian Fisheries Society Manila, Philippine*, 13: 191-199.

##### c) For edited symposia, special issues, etc., published in a journal:

Korevaar, H., 1992. The nitrogen balance on intensive Dutch dairy farms: a review. In: A. A. Jongebreur et al. (Editors), *Effects of Cattle and Pig Production Systems on the Environment: Livestock Production Science*, 31: 17-27.

##### d) For books:

AOAC (1990). *Association of Official Analytical Chemists. Official Methods of Analysis*, 15th Edition. Washington D.C. pp. 69-88.

Pelczar JR, Harley JP, Klein DA (1993). *Microbiology: Concepts and Applications*. McGraw-Hill Inc., New York, pp. 591-603.

##### e) Books, containing sections written by different authors:

Kunev, M., 1979. Pig Fattening. In: A. Alexiev (Editor), *Farm Animal Feeding*. Vol. III. Feeding of Different Animal Species, Zemizdat, Sofia, p. 233-243 (Bg).

In referring to a personal communication the two words are followed by the year, e.g. (Brown, J. M., personal communication, 1982). In this case initials are given in the text. Where available, URLs for the references should be provided.

## Formulae, numbers and symbols

1. Typewritten formulae are preferred. Subscripts and superscripts are important. Check disparities between zero (0) and the letter O, and between one (1) and the letter I.
2. Describe all symbols immediately after the equation in which they are first used.
3. For simple fractions, use the solidus (/), e.g. 10 /38.
4. Equations should be presented into parentheses on the right-hand side, in tandem.
5. Levels of statistical significance which can be used without further explanations are \*P < 0.05, \*\*P < 0.01, and \*\*\*P<0.001.
6. In the English articles, a decimal point should be used instead of a decimal comma.
7. Use Symbol fonts for "±"; "≤" and "≥" (avoid underline).
8. In chemical formulae, valence of ions should be given, e.g. Ca<sup>2+</sup> and CO<sub>3</sub><sup>2-</sup>, not as Ca++ or CO<sub>3</sub>.
9. Numbers up to 10 should be written in the text by words. Numbers above 1000 are recommended to be given as 10 powered x.
10. Greek letters should be explained in the margins with their names as follows: Αα - alpha, Ββ - beta, Γγ - gamma, Δδ - delta, Εε - epsilon, Ζζ - zeta, Ηη - eta, Θθ - theta, Ιι - iota, Κκ - kappa, Λλ - lambda, Μμ - mu, Νν - nu, Ξξ - xi, Οο - omicron, Ππ - pi, Ρρ - rho, Σσ - sigma, Ττ - tau, Υυ - ipsilon, Φφ - phi, Χχ - chi, Ψψ - psi, Ωω - omega. Please avoid using math equations in Word whenever possible, as they have to be replaced by images in xml full text.

## Abbreviations

Abbreviations should be presented in one paragraph, in the format: "term: definition". Please separate the items by ";".  
E.g. ANN: artificial neural network; CFS: closed form solution; ....

## Graphical Abstract:

Authors of accepted articles should provide a graphical abstract (a beautifully designed feature figure) to represent the paper aiming to catch the attention and interest of readers. Graphical abstract will be published online in the table of content. The graphical abstract should be colored, and kept within an area of 12 cm (width) x 6 cm (height) or with similar format. Image should have a minimum resolution of 300 dpi and line art 1200dpi.

**Note:** Height of the image should be no more than the width. Please avoid putting too much information into the graphical abstract as it occupies only a small space. Authors can provide the graphical abstract in the format of PDF, Word, PowerPoint, jpg, or png, after a manuscript is accepted for publication.

If you have decided to provide a Professional Graphical Abstract, please click [here](#).



## Review/Decisions/Processing

Firstly, all manuscripts will be checked by [Docol@C](#), a plagiarism finding tool. The received papers with plagiarism rate of more than 40% will be rejected. Manuscripts that are judged to be of insufficient quality or unlikely to be competitive enough for publication will be returned to the authors at the initial stage. The remaining manuscripts go through a double-blind review process by two reviewers selected by section editor (SE) or deputy SE of OJAfr, who are research workers specializing in the relevant field of study. One unfavorable review means that the paper will not be published and possible decisions are: accept as is, minor revision, major revision, or reject. The corresponding authors should submit back their revisions within 14 days in the case of minor revision, or 30 days in the case of major revision. Manuscripts with significant results are typically reviewed and published at the highest priority. The editor who received the final revisions from the corresponding authors shall not be held responsible for any mistakes shown in the final publication.

**Plagiarism:** There is an instant policy towards plagiarism (including self-plagiarism) in our journals. Manuscripts are screened for plagiarism by [Docol@C](#), before or during publication, and if found they will be rejected at any stage of processing.

### Date of issue

All accepted articles are published bimonthly around 25th of January, March, May, July, September and November, each year in full text on the Internet.

### Publication charges

Articles of *Online Journal of Animal and Feed Research* (ISSN 2228-7701) are freely accessible. No peer-reviewing charges are required. Publication of short reports and letter are free of charge; however, a negligible editor fee will be applied for long research and review papers (more than 10 pages) before copyediting and publication, if accepted.

### The Waiver policy

The submission fee will be waived for invited authors, authors of hot papers, and corresponding authors who are editorial board members of the *Online Journal of Animal and Feed Research*. The Journal will consider requests to waive the fee for cases of financial hardship (for high quality manuscripts and upon acceptance for publication). Requests for waiver of the submission fee must be submitted via individual cover letter by the corresponding author and cosigned by an appropriate institutional official to verify that no institutional or grant funds are available for the payment of the fee. Letters including the manuscript title and manuscript ID number should be sent to: [editors@ojafr.ir](mailto:editors@ojafr.ir). It is expected that waiver requests will be processed and authors will be notified within two business days.

### The OA policy

*Online Journal of Animal and Feed Research* is an Open Access journal which means that all content is freely available without charge to the user or his/her institution. Users are allowed to read, download, copy, distribute, print, search, or link to the full texts of the articles, or use them for any other lawful purpose, without asking prior permission from the publisher or the author. This is in accordance with the [BOAI definition of Open Access](#).

## Submission Preparation Checklist

Authors are required to check off their submission's compliance with all of the following items, and submissions may be returned to authors that do not adhere to the following guidelines:

- The submission has not been previously published, nor is it before another journal for consideration (or an explanation has been provided in -Comments to the Editor).
- The submission file is in Microsoft Word, RTF, or PDF document file format.
- Where available, URLs for the references have been provided.
- The text is double-spaced; uses a 12-point font; and all illustrations, figures, and tables are placed within the text at the appropriate points, rather than at the end.
- The text adheres to the stylistic and bibliographic requirements outlined in the Author Guidelines.



[ABOUT US](#)

|

[CONTACT US](#)

|

[PRIVACY POLICY](#)

### Editorial Offices:

Atatürk University, Erzurum 25100, Turkey

University of Manitoba, Winnipeg, Manitoba R3T 2N2, Canada

University of Maragheh, East Azerbaijan, Maragheh 55136, Iran

Homepage: [www.science-line.com](http://www.science-line.com)

Phone: +98 914 420 7713 (Iran); +90 538 770 8824 (Turkey); +1 204 8982464 (Canada)

Emails: [administrator@science-line.com](mailto:administrator@science-line.com) ; [saeid.azar@atauni.edu.tr](mailto:saeid.azar@atauni.edu.tr)




**Scienceline Publication** Ltd is a limited liability non-profit non-stock corporation incorporated in Turkey, and also is registered in Iran. Scienceline journals that concurrently belong to many societies, universities and research institutes, publishes internationally peer-reviewed open access articles and believe in sharing of new scientific knowledge and vital research in the fields of life and natural sciences, animal sciences, engineering, art, linguistic, management, social and economic sciences all over the world. Scienceline journals include:

## Online Journal of Animal and Feed Research



ISSN 2228-7701; Bi-monthly  
[View Journal](#) | [Editorial Board](#)  
 Email: [editors@ojafr.ir](mailto:editors@ojafr.ir)  
[Submit Online >>](#)

## Journal of Civil Engineering and Urbanism




ISSN 2252-0430; Bi-monthly  
[View Journal](#) | [Editorial Board](#)  
 Email: [ojceu@ojceu.ir](mailto:ojceu@ojceu.ir)  
[Submit Online >>](#)

## Journal of Life Sciences and Biomedicine




ISSN: 2251-9939; Bi-monthly  
[View Journal](#) | [Editorial Board](#)  
 Email: [editors@jlsb.science-line.com](mailto:editors@jlsb.science-line.com)  
[Submit Online >>](#)

## Asian Journal of Medical and Pharmaceutical Researches




ISSN: 2322-4789; Quarterly  
[View Journal](#) | [Editorial Board](#)  
 Email: [editor@ajmpr.science-line.com](mailto:editor@ajmpr.science-line.com)  
[Submit Online >>](#)

## Journal of World's Poultry Research



ISSN: 2322-455X; Quarterly  
[View Journal](#) | [Editorial Board](#)  
 Email: [editor@jwpr.science-line.com](mailto:editor@jwpr.science-line.com)  
[Submit Online >>](#)

## World's Veterinary Journal




ISSN: 2322-4568; Quarterly  
[View Journal](#) | [Editorial Board](#)  
 Email: [editor@wjv.science-line.com](mailto:editor@wjv.science-line.com)  
[Submit Online >>](#)

## Journal of Educational and Management Studies




ISSN: 2322-4770; Quarterly  
[View Journal](#) | [Editorial Board](#)  
 Email: [info@jems.science-line.com](mailto:info@jems.science-line.com)  
[Submit Online >>](#)

## Journal of World's Electrical Engineering and Technology



ISSN: 2322-5114; Irregular  
[View Journal](#) | [Editorial Board](#)  
 Email: [editor@jweet.science-line.com](mailto:editor@jweet.science-line.com)  
[Submit Online >>](#)

## Journal of Art and Architecture Studies



ISSN: 2383-1553; Irregular  
[View Journal](#) | [Editorial Board](#)  
 Email: [jaas@science-line.com](mailto:jaas@science-line.com)  
[Submit Online >>](#)

## Asian Journal of Social and Economic Sciences



ISSN: 2383-0948; Quarterly  
[View Journal](#) | [Editorial Board](#)  
 Email: [ajses@science-line.com](mailto:ajses@science-line.com)  
[Submit Online >>](#)

## Journal of Applied Business and Finance Researches



ISSN: 2382-9907; Quarterly  
[View Journal](#) | [Editorial Board](#)  
 Email: [jabfr@science-line.com](mailto:jabfr@science-line.com)  
[Submit Online >>](#)

## Scientific Journal of Mechanical and Industrial Engineering



ISSN: 2383-0980; Quarterly  
[View Journal](#) | [Editorial Board](#)  
 Email: [sjmie@science-line.com](mailto:sjmie@science-line.com)  
[Submit Online >>](#)